

Home Learning Information
Week Beginning: 18th May 2020

Our focus this week is continues with 'Minibeasts'.

Please send continue to send in your work and photographs to my email: dmolloy@stmarysnewman.co.uk

We also want to remind you that we will be contacting you and your children at home again this week!

We are really looking forward to speaking with you all again! ☺

RE



- Ascension Day
- Please share the 'Ascension Day powerpoint'
- Can you discuss this with the children and see what they remember?

Phonics



Reception Phonics - Live phonics lesson every day at 10:00 (or catch up at any time) Please focus on the **Reception videos** so not to confuse children <http://asf.tlt.org.uk/wp-content/uploads/sites/13/2020/04/Letter-to-parents-carers-about-online-phonics-lessons.pdf> I will attached sheets that correspond to the lessons.

Please remember that when you are learning a new phoneme (sound) for example 'oa - b - oa -t', try to encourage the children to read words containing this sound and spell them too. It is also important to practise reading them in a sentence and not just on their own.

- 'Lesson 8 - or' see attached sheet - spelling using the or phoneme
- 'Lesson 9 - ur' - see attached phoneme spotter. For this activity the children will need support. You may need to break the sentence down into little parts, even write the sentences out larger. It is also helpful to have the 'ur' phoneme displayed (large) on A4 so that the children know what to look for!
- Recap 'ar, or, ur' - please find attached a sheet that looks at the correct use of ar, or and ur within words. The children can try and find the correct spelling. This is a fun one as it introduces silly words (nonsense words).
- Please see attached the next 'Phase 3 Ispy spotter game' this focuses on sounds 'ai, ee, igh, oa use each sound one at a time and see if the children can pick out words with the 'ai' phoneme and see if they can sound them out and write them.

Nursery Phonics - Just to repeat from last week, although the above activities are aimed at **Reception**, please feel free to use if you would like and think these would challenge your child.

- Phase 2 CVC sound building - there are 3 differentiated sheets please, you can use the sheet that you feel would best support your child.
- 'Choose the correct initial sound sheet' - look at the picture and pick the correct phoneme for the initial sound.
- 'Phonics play: <https://www.phonicsplay.co.uk/> Still free to use with online code

Whole class -

Yes and no questions!

Encourage the children to read these sentences - is the answer yes or no?

Nursery

Is the sun hot?

Can I hop?

Can wax get hot?

Reception

Has a fish got legs?

Is the moon far off?

Can a duck quack?

English



Story Focus - 'Arghhhh Spider!'

Listen and watch the story here:


<https://www.youtube.com/watch?v=7OCamTmAoFc>


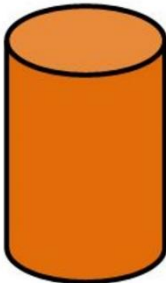
'All Spider wants is to be a family pet. But the family whose house he lives in are terrified of him. Whenever he tries to show them what a great pet he would make, they simply cry, 'Aaaarrgghh, Spider!'











This week on our website you will see Mrs Capper sharing our nursery rhyme of the week 'Incy Wincy Spider' using actions! Can you have a try at home?





Rhyme of the week - 'Incy Wincy Spider' (see attached sheet)

Vocabulary - spider, web, drainpipe, weather



	<p>Sentence work</p> <p>This week I would like you to work on sentences, spoken sentences and written sentences (for Reception). Sentence work is really important for the children because although they may be confident writers it is equally important to know what to write about.</p> <ul style="list-style-type: none"> • Try picking out a word from the story and ask the children can you think of a sentence using that word? • Alternatively use one of your phonics words or tricky word • You might need to show them first. • Say the sentence out loud together • Does it make sense? • How many words does it have? • What goes at the end? (full stop) <p>If you are having a go at writing these sentences you can use your lined paper and don't forget those finger space!</p>	
<p>Maths</p> 	<ul style="list-style-type: none"> • Lessons from Oak National Academy • Practise counting in 10's and 5's. Write the numbers on card so that you can see the numbers. • Cylinder sheet attached. How many faces does a cylinder have? Can you find any cylinders in your home? <p>This week we are going back to measuring and focusing on 'Capacity'</p> <ul style="list-style-type: none"> • Please think about, introduce and discuss the words, full, empty, half full, half empty, nearly full, and nearly empty. Discuss how we measure capacity - jug, measuring jug, cup, container • Attached are two activities - one is a matching activity where you match the pictures to the correct label and then second is a sorting table where you can sort the capacity measurements into the correct column. • Can you find anything to measure capacity around your home? Can you empty and fill containers? (in the sink, outside, in the bath) Can you make it so the container is a nearly full? Or half empty? <p>Worded problems (Solve practically)</p> <p><i>Do you know what a 1p coin looks like? Can you find one? Can you use 1p coins to make different amounts?</i></p> <p><i>5p, 7p, 10p (How many pennies do you need for each one?)</i></p>	<p>Shape of the week</p>  <p><i>Cylinder</i></p>

<p>Understanding of the World</p> 	<p>As our nursery rhyme of the week is 'Incy Wincy Spider' and he gets caught in the rain and then the sunshine.</p> <p>This week I want you to have a think about the weather.</p> <p>Can you keep a weather diary for one week? This will link nicely to the days of the week. Each day you could write the day and draw a picture of the type of weather we have had that day.</p> <p>It could be - rainy, cloudy, sunny, snowing, wet, cold, hot, windy!</p>	
<p>Creative</p> 	<p>Can you make a craft spider?</p> <p>You need to think about the body and how many legs he needs. You can use junk materials to and you may also like to make a web for him to sit on. This could be using threading. Or if you wish to draw one in your book using crayons, pencils or paint!</p>	
<p>PE</p> 	<ul style="list-style-type: none"> Joe Wicks daily workout (can you get all the family involved?) <p>https://www.youtube.com/user/thebodycoach1</p>	
<p>Magic Moments</p> 	<p>Please continue to complete "Magic Moments" when you feel that your child has learnt anything new as this will allow us to provide next steps in their learning. Alternatively please continue to send photos and comments to my email.</p>	
<p>Class Target</p> 	<p>'To use scissors effectively to cut out a shape'</p> <p>Please encourage this at home</p>	

<p>Reading</p> 	<p>I have also attached a link to remind you of the FREE Oxford Reading Tree resources available to you. All you need to do is register and you will have access to free e-books (picture books and worded)</p> <p>https://www.oxfordowl.co.uk/for-home/find-a-book/library-page/?view=image&query=&type=book&age_group=&level=&level_select=&book_type=&series=Oxford+Reading+Tree+inFact#</p>	
<p>Congratulations!</p> 	<div style="display: flex; justify-content: space-between; align-items: center;"> <div style="text-align: center;"> <p>Wishing Jessica Ryder a very special 4th HAPPY BIRTHDAY! Have a wonderful day Jessica</p> <p>And</p> <p>A huge HAPPY 5th BIRTHDAY to Kellan Booth! Have a super day Kellan!</p> <p>Once again thank you and well done to everyone who is taking part in home learning – you are all amazing!</p> <ul style="list-style-type: none"> • Enzo has been practising saying his prayers and also doing lots of lovely singing at home! Well done! • Elyra has been a busy bee practising her tricky words! She got super creative writing them in the garden with water and a paintbrush! • Jessica Ryder has enjoyed measuring this and she has used construction to build towers using small and large blocks! Jessica found that she was 26 small blocks tall and 12 large blocks tall! Great measuring! </div> <div style="text-align: right;">  </div> </div>	

Incy Wincy Spider

Incy Wincy Spider climbed up the water spout.
Down came the rain and washed poor Incy out.
Out came the sun and dried up all the rain,
And Incy Wincy Spider climbed up the spout again.

