

Good Morning Year3 and 4!

It is week 2 of our summer term! I do hope you have all had an enjoyable week and have enjoyed the beautiful weather. Last week was a great week as we have begun to have children back in school and we are back teaching in school fulltime, which made Mrs. Catalano very excited for the return of Year 3 and 4! The weather has turned a little cooler at the minute, but do not fear! Mrs. Catalano has got lots of activities for you to complete to keep you busy and your brains warm!

As always, you have five English tasks that are accompanied by a PowerPoint, giving you instructions on how to complete them. This week, you have two Reading-inference activities based on our class text and three English Skills based activities to support you in your Big Write. Mrs. Catalano got carried away with activities this week so your Big Write will be on Monday! You also have the usual PowerPoint for the LBQ Math's tasks for each day to help you with anything you might have forgotten, or anything that may be new or challenging learning.

This week, a PowerPoint is included for Science, History, Art and R.E., whilst the tasks for French, Computing, Music and PHSE can be completed independently.

I hope you have all kept active in the warm weather and I hope the slightly cooler conditions have not stopped you from going outside. Unfortunately, Mrs. Catalano cannot continue with the Joe Wickes workout as he is now looking after Year 1. However, I still make sure that I exercise with Year 1 in the day and when I get home after school. Therefore there is no excuse for any of our amazing class - we should all be continuing to exercise! As I said last week, you do not have to be practicing a specific sport to be active, you can take part in anything that might get your heart-rate up.

As always, I must say how proud I am of all the children who have sent work to me via email and I cannot wait to see more of your work - it means so much that you share your work with us.

As I said before, myself and Mrs. Harvey-Oates are back in school looking after the children that have been allowed to return to school. Whilst we are still missing each and every one of you, being back in school has given us hope that we will all be back together again soon. **If any of you are missing school and your friends so much that you are struggling, it would be lovely to hear from you in the form of a letter sent to me by email.**

I must stress this again, but if there is anything else that either yourselves or your mummies and daddies need help with including further support, please do get in contact with me.

Keep on being spectacular, Year 3 and 4. We are nearly there.

Mrs. Catalano and Mrs. Harvry-Oates


R.E.

Pentecost

- This week, you have been asked to consider the significance of the Ascension and Pentecost from the point of view of the disciples paying particular attention to "Doubting Thomas" and how his perspective changed. As always use the PPT to help you and the scriptural quotes in your task.



English



- This week, you will be practising all the skills you will need to write your own image poem as well as practising your inference skills by exploring our class text.
- The printable tasks you include:
 - Warhorse chapter 2 comprehension
 - Practising expanded noun phrases
 - Warhorse chapter 3 comprehension
 - Planning an Adverb Poem
 - Grammar Hammer

Tasks will also be set on LBQ that will support the skills you will need to create an amazing setting description.

- I have also included a link to an Oak National Academy that will support you: <https://www.thenational.academy/year-4/english/features-of-poetry-year-4-wk1-3>

LBQ - login at www.lbq.org on a daily basis (a code will be sent to you via text) to check which tasks have been allocated for you to complete.

Year 3

Use the English overview pdf as a guide for your learning over the week.

This week there will be a focus on verbs and different tenses:



1. Identifying verbs
2. Present tense to past tense
3. Changing verbs from simple past to present perfect
4. Using the past, present and future tense
5. Standard English verb inflections







Reading focus:




- Complete the Reading comprehension tasks on LBQ
- Remember, there are some fabulous audio books for you to access here: <https://stories.audible.com/discovery>
- Continue reading your books at home or try one from the link above and then take an Accelerated Reader Quiz afterwards: <https://ukhosted5.renlearn.co.uk/2248169/>

Reading

- I would like you to continue reading Warhorse this week: Chapters 6-7.
- As I said above, you also have two comprehension tasks to practice your inference skills based on the second and third chapters.
- Accelerated Reader - you can now access the 'Accelerated Reader' system at home to take quizzes. Please follow this link: <https://ukhosted5.renlearn.co.uk/2248169/>

	<ul style="list-style-type: none"> • Enjoy some quiet reading time at home- Mrs. Catalano is reading the Boy at the back of the class. • David Walliams has a daily audio book at 11am. This can be found on David Walliams' website.
<p>Maths</p> 	<ul style="list-style-type: none"> • LBQ - login at www.lbq.org on a daily basis (a code will be sent to you via text) to check which tasks have been allocated for you to complete. I hope that these are still enjoyable and useful for you. If you feel you need further work or support instead of (or as well as) LBQ, please do let me know. • There will also be five activities on 'MyMaths' for you to log on to and complete. • I do check the scores for these and I am very proud of all of you who are completing them. • All tasks on LBQ will have an explanation or guide on the daily PowerPoint. • I would also like you to keep practising on "Times Table Rock Stars" to become times table Jedi masters! • I have also included a link to an Oak National Academy that will support you https://www.thenational.academy/year-4/maths/measures-money-buying-fruit-year-4-wk5-2 <p><u>Year 3</u> Fractions Use the pdfs on our Class Home Learning page to help with your learning and then complete the questions on LBQ or My Maths.</p> <ol style="list-style-type: none"> 1. Recognise and find fractions of a set of objects 2. Recognise and find fractions of numbers 3. Recognise equivalent fractions 4. Compare and order fractions 5. Time tables
<p>Science</p>	<ul style="list-style-type: none"> • This week you shall be exploring how quickly water evaporates. You will need water and towels to complete your experiment and the experiment will be to see how quickly the towels dry out. Hopefully this will be more entertaining than simply watching water dry up! Please use the worksheet and PowerPoint to help you. • There will be daily tasks set on LBQ to support your scientific learning too. 

History	<ul style="list-style-type: none"> This week, you are going to be looking at Dragon Bones! "What on earth?" I hear you cry. The Shang Dynasty used dinosaur bones as medicine and this practice was said to cure all kinds of illnesses. This week you will be researching the history of Shang Dynastic medicine. As ever, all the information that you will need is included in your PowerPoint, so please do use this to support you. 	
Art	<ul style="list-style-type: none"> This week in Art you will be creating your very own dragon bone out of modelling clay! To do this, you may need to make salt dough (as Mr Spencer did) if you do not have any form of modelling clay at home. Instructions for this can be found on your instruction sheet and on your PowerPoint. 	
Computing	<ul style="list-style-type: none"> I have included the link below to further activities on online safety where you will be asked to create a poster based of the stimulus. https://www.thinkuknow.co.uk/globalassets/thinkuknow/documents/thinkuknow/parents/pdf/thinkuknow-8-10s-home-activity-sheet-1.pdf 	
French	<ul style="list-style-type: none"> I would like you to continue to practise some French following this link: https://www.bbc.co.uk/bitesize/subjects/z39d7ty I have also included some cross curricular geography and French. You need to label the countries of Europe with their French names! The answers are included if you are struggling. 	
PE	<p>Health-related Exercise</p> <ul style="list-style-type: none"> Keep fit by performing the Joe Wicks workout, daily, on his YouTube channel 'The Body Coach TV'. Mr Spencer is missing this now that he is back in school! https://www.youtube.com/user/thebodycoach1 I would encourage you to explore the "Just Dance" and "Just Dance Kids" libraries on YouTube - Mr Spencer has been spending lots of time doing this and is looking forward to challenging you all to a dance when we return! You can develop your meditation and mindfulness skills with these useful yoga workouts! https://www.youtube.com/playlist?list=PL8snGkhBF7nhEc52y4C1S9yqjBQSLCmT4 	
Music	<ul style="list-style-type: none"> To practice your music reading, use the percussion videos on the Musication channel on YouTube and match the different symbols with your different sounds. I have also recorded a hymn for you to practise too, to make sure we are the best class ever in hymn practise 	

<p>PHSE</p> 	<p>when we return.</p> <ul style="list-style-type: none"> • I would like you to choose three of the things you are most looking forward to when we return. Once you have done this, I would like you to write a paragraph on an A4 page explaining why you are looking forward to it and then draw pictures around your explanation that support your reflection. • If you have finished this, I would like you to create a drawing of just one person that you are missing as a result of the lockdown. This could be a member of your family or it could be a special friend. Once you have drawn them, I would like you to write words and phrases around their picture explaining things you miss about them. 	
<p>Congratulations!</p> 	<p>A huge well done to all those who have sent work in to us. I cannot express how happy it makes us to see your wonderful work. We do miss you very much and we would love to see your amazing work.</p>	