

Hello boys and girls,

Firstly can I say a huge well done and thank you for all your hard work last week in school! It was a pleasure to see your submitted pieces of work and read some of your post cards!


Please keep a look out for achievement point and also awards on purple mash.

Parent's, I would like to remind you that you can also send in work via **Evidence me or by email**.

Evidence me is a great tool to use to build your child's profile and learning, you can send in photographs and videos of your child's learning, including reading books, pieces of writing, counting, P.E, speech and language, a personal achievement such as putting their own shoes on, brushing their own teeth or helping out at home!

This week our story of the week is **The Snowman**

<https://www.teachingideas.co.uk/library/books/the-snowman>



You may notice this story has no voice over, only music. Please discuss this with the children, can they retell the story in their own words? Can they still explain events or feelings by looking at the pictures?

Please talk about the story being fiction, discuss with them where the title, blurb and illustrations are.







Please note - this is just a suggested timetable for your day. Please feel free to complete the learning when you feel is best.



Monday

English	<p>How to make a snowman?</p> <p>Using our story of the week think about how the character made his snowman? Maybe you made a snowman recently? How did you do it.</p> <p>First write a list of all things you need. Try to use your phonics!</p> <p>Carrot</p> <p>Hat</p> <p>Sticks etc</p> <p>Then you can write instructions (you these sentence starters to help you):</p> <p>First you make a small snowball.</p> <p>Then you...</p> <p>Next...</p> <p>After that you...</p> <p>If you do not feel as confident writing sentences you could draw your instructions, starting with the snowball, making it bigger and then adding the features.</p>
Maths	<p>Number bonds!</p> <p>Can you find all the ways there are of making numbers to 5, start with number 1 and the move onto the different numbers when ready? Here is a template you could use.</p> <p>Please use practical counters, cars or toys to support the children if needed to begin with</p> <p>https://www.youtube.com/watch?v=y1oa6oOfMKk</p>
Phonics	Daily online sessions on Teams (please see letter for timings)
EA&D	Make a snowman - you could use playdough, paper, cotton wool, paper plates or junk modelling
Story time	Daily online session at 2:00pm

Tuesday

English	Characters thoughts and feelings
---------	---

<p>Using different parts of the story can you discuss how the little boy would be feeling. Try and use different vocabulary to describe the emotions (sad, happy, excited, shocked and nervous).</p> <p>Here are 3 picture prompts if you would like to use, or you can choose your own parts from the story.</p>	
<div>    </div>	
<div> <div> <p>Waking up and seeing that it is snowing outside? How is the little boy feeling and why?</p> </div> <div> <p>Showing your snowman all around your house? How is the little boy feeling and why?</p> </div> <div> <p>Flying through the air. How would the little boy feel and why?</p> </div> </div>	
<p>Challenge!</p> <p><i>Can you draw a thought bubble, like this one here?</i></p> <p><i>Can you write a sentence for each picture explaining the little boy's feelings and why? </i></p> <p><i>Use this sentence starter to help you - The little boy is... because...</i></p>	
Maths	<p>Number bonds!</p> <p>Practice your number bonds today, please make use of the number bond 2do on Purple mash, this is available all half term.</p>
Phonics	Daily online sessions on Teams (please see letter for timings)
P.E	Try out on a Joe Wicks workout! Or if you go on a daily walk can you spot any signs of Winter?
Story time	Daily online session at 2:00pm
Wednesday	
English	<p>How did my snowman melt?</p> <p>As you have looked at on purple mash, Winter does not last all year around and so the snow and ice will disappear as the seasons change and when it gets warmer.</p> <p>Can you draw a melted snowman? I have put an example here. You could even make melted snowmen biscuits using rich tea and icing sugar!</p> <p>Then if you can, your challenge is to write 2 sentences telling me how your snowman melted away! Make sure to use your phonics. (Please use this sentence starter)</p> <p><i>My snowman melted because...</i></p> <p><i>Some examples: (the sun came out/ he sat by the fire)</i></p> <div>   </div>
Maths	<p>Money- please practice recognising different coins with the children. You can do this by looking at different coins, sorting coins or using the Purple mash task set on the 2do (this is accessible all this half term)</p> <p>Please also practice making amounts, when the children are ready. For example, an apple is 4p. What coins can we use to make this amount? (2p + 2p, 1p + 1p + 1p + 1p, 2p + 1p + 1p)</p>
Phonics	Daily online sessions on Teams (please see letter for timings)
Science	<p>Freezing and melting - can you do an experiment at home. You could freeze water to create ice and then play some ice outdoors and some indoors. Can you predict which one will melt first?</p> <p>Can we refreeze the melted ice? Is this reversible?</p>
Story time	Daily online session at 2:00pm
Thursday	

English/R.E	Baptism - My name Have a discussion about your name. What is your name? Where did your name come from? Is it a long name, a short name? Can you say your full name? (first, middle, end) Do you shorten you name? Can you write your name? Have a go at writing your first name to begin with and if you can have a go at writing your full name! Can you form all the letters correctly? Create a poster with your name, you can write your name and then decorate your poster with all the things you enjoy (riding a bike, reading a book, trains, cars or dolls)	
Maths	Problem solvers! Can you help to solve different problems? Count out different amounts (to 10), can you find one more one less? (you may or may not want to do this practically) Can you add amounts together or subtract amounts? Challenge! You could write the + and - sentences to go with your problems	
Phonics	Daily online sessions on Teams (please see letter for timings)	
Physical	Can you make a snowman using the letters in your name? Here is one to show you. Try and cut out your own snowballs using scissors if you can. 	
Story time	Daily online session at 2:00pm	
Friday		
English	My very own snowman - Imagine you built a snowman and it came alive. What adventures would you have in your day? Where would you go? What would you do? <ul style="list-style-type: none">You can draw a picture showing the different things you and your snowman did.You can draw a picture and write some sentences. E.g. <i>We went to the park. We had a picnic.</i>You can write your own short story using a few sentences. E.g. <i>One day/One winter morning I made a snowman and he came alive. First we..., and then we.... It was ...</i>	
Maths	Counting from a given number Ask the children to count from a number to another. E.g. 'start at 5 and count to 10', 'start 3 and count to 7' If the children are confident you can try counting backwards. E.g. 'start at 8 and count back to 3', 'start at 9 and count back to 1'	
Phonics	Daily online sessions on Teams (please see letter for timings)	
Purple mash	Take some time to look at your 2do's on Purple mash. Are there any more you would like to hand in?	
Story time	Daily online session at 2:00pm	
Congratulations! 	Well done Maisie Mason and Jessica Ramos for your head teachers award last week! Well done to all of the children on completed work set on Purple mash and in school last week. You have received some super achievement points!	Congratulations! 