

Hello boys and girls,


Please keep a look out for achievement point and also awards on purple mash.

Parent's, I would like to remind you that you can also send in work via **Evidence me or by email**.

Evidence me is a great tool to use to build your child's profile and learning, you can send in photographs and videos of your child's learning, including reading books, pieces of writing, counting, P.E, speech and language, a personal achievement such as putting their own shoes on, brushing their own teeth or helping out at home!

This week our story of the week is **Owl babies**


<https://www.youtube.com/watch?v=TPQRiSTYFH0>



Our focus story this week is a fictional book, please continue to discuss the difference between fiction and non-fiction books. Can you name the different parts of the book? Illustrations, front cover, title, blurb.

Please note - this is just a suggested timetable for your day. Please feel free to complete the learning when you feel is best.



Monday

English	<p>Children's mental health week!</p> <p>A very important topic and particularly this year, our children are experiencing things that are very different, scary and new to use all. This morning we want you to start your day, or take another time in your day to do something you enjoy!</p> <p>Something that makes your happy!</p> <p>This could be reading a book, playing in the garden, playing with a favourite toy, baking or cooking or drawing a picture!</p> <p>You can take a photograph and pop it onto Evidence me (This is optional) or just enjoy this moment doing something you love!</p>
Maths	<p>Please see the subitising bingo game uploaded onto Purple mash (similar to last week)</p> <p>But this time when the adults say the number you have to find one more!</p> <p>Try to encourage the children not to count when they are matching.</p>
Phonics	Daily online sessions on Teams (please see letter for timings)
Art	<p>Can you create an owl? You can draw, paint, and use junk modelling or any other materials you would like to use.</p> <p>You can draw all three owls or just one?</p> <p>Here is an example of one way you could create some owl art -</p> <p>Using cotton wool, a peg and paint!</p> 
Story time	Daily online session at 2:00pm

Tuesday


English	<p>Making predictions</p> <p>Where do you think mummy owl went in the middle of the night?</p> <p>And why did she go in the middle of the night?</p> <p>Can you write 3 sentences to explain?</p>
Maths/science	<p>Linking back to capacity, this week we want you to take a look at things that can float and things that sink!</p> <p>Try first using an empty plastic bottle, place it in the water... what happens?</p> <p>Now fill it with water the place it in the water. What happens now?</p> <p>Find your floating and sinking checklist on purple mash</p>

	Try to make predictions about each item before you try!
Phonics	Daily online sessions on Teams (please see letter for timings)
P.E	Cosmic kid! Can you pretend to little owls! https://www.youtube.com/watch?v=2aje33UPixE
Story time	Daily online session at 2:00pm
Wednesday	
English	Owl fact sheet! Can you write a fact file about owls? You may want to research yourself but here is an information video to help you! You can watch the video, or research yourself and then write a list of all the super owl facts! https://www.youtube.com/watch?v=zbvzxiV1zcY
Maths - continue all half term!	Money- please practice recognising different coins with the children. You can do this by looking at different coins, sorting coins or using the Purple mash task set on the 2do (this is accessible all this half term) Please also practice making amounts, when the children are ready. For example, an apple is 4p. What coins can we use to make this amount? (2p + 2p, 1p + 1p + 1p + 1p, 2p + 1p + 1p)
Phonics	Daily online sessions on Teams (please see letter for timings)
EA&D	Can you make a bird feeder! One way that you can do this is by threading cheerio's and hanging the bird feeder onto a nearby tree. (Maybe on a daily walk), or in your garden so that you can see how many birds come to take a bite! Alternatively, here are some other ideas you can try! https://www.bbc.co.uk/cbeebies/makes/bird-feeder
Story time	Daily online session at 2:00pm
Thursday	
English	What is a nocturnal animal? In your purple mash reception file you will find an information PowerPoint. Can you create a nocturnal animal poster! You could draw or print out pictures of all the nocturnal animals and then write information explaining what this means! You can write facts and decorate your poster!
R.E	Please take time to attend our virtual weekly mass at 9:30am at St Chad's https://www.stchadscathedral.org.uk/
Maths	Can you make your own addition number sentences? Start using numbers to 10. The biggest number first. E.g. $6 + 3 =$ You could use a dice to roll two numbers, then write your number sentence and work out your answers! There are different ways you can work out your answer. You could use counters to add, your fingers or jump forwards on a number line!
Phonics	Daily online sessions on Teams (please see letter for timings)
Maths	Complete Purple mash 2do's
Story time	Daily online session at 2:00pm
Friday	
English	Parts of an owl! You can find a labelling activity on Purple mash or... If you wish to, you could draw an Owl and write the labels yourself!
Maths	Bird hunt! If you can use your daily exercise for this activity then super! If not you could do this in the garden.

	Can you go on a bird hunt? Take some time on your walk or throughout your day to see how many different birds you can spot! You could write down your findings and tell us were all the birds the same? Did they look different? Did they come at different times of the day?	
Phonics	Daily online sessions on Teams (please see letter for timings)	
Purple mash	Take some time to look at your 2do's on Purple mash. Are there any more you would like to hand in?	
Story time	Daily online session at 2:00pm	
Congratulations! 	<p align="center">Head teachers Award!</p> <p align="center">Well done Zachary Moran!</p> <p>Well done all boys and girls for taking part in our show and tell session this week! It was wonderful to hear you talk about something of the things you have made or have had.</p>	Congratulations! 

Five Little Owls

by Leanne Guenther



Five little owls,
 On a branch by the shore,
 A squirrel scampered by,
 And then there were four.

Four little owls,
 Perched high up in a tree,
 The wind shook one off,
 And then there were three.

Three little owls,
 With nothing fun to do,
 One got very bored,
 And then there were two.

Two little owls,
 Just having some fun,
 A bear came along,
 And then there was one.

One little owl,
 Winked at the setting sun,
 Flew into the forest,
 And then there were none.

