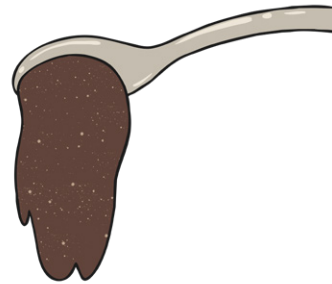


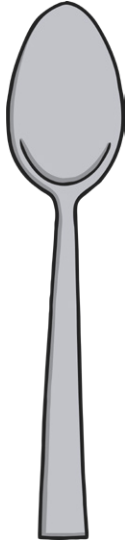
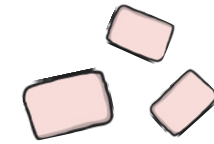
# How to Make Hot Chocolate Sequencing Cards



## How to Make Hot Chocolate

### You will need:


- A Jug
- A microwave or saucepan
- 3 heaped tsp hot chocolate powder
- 200ml milk
- Marshmallows
- Squirty cream



twinkl.com

## How to Make Hot Chocolate

First, fill a jug with milk to the 200ml line.



twinkl.com

## How to Make Hot Chocolate


Next, stir in the hot chocolate powder.



twinkl.com

#### How to Make Hot Chocolate

Then, heat it in the microwave for 2 minutes, or in a saucepan until just before it starts to boil.



#### Top Tip!

You could stir in a little cold milk so that it isn't too hot to drink.

#### How to Make Hot Chocolate

Next, stir in the hot chocolate powder.



twinkl.com

#### How to Make Hot Chocolate

Finally, enjoy!

Add squirty cream and marshmallows to decorate your hot chocolate!



twinkl.com