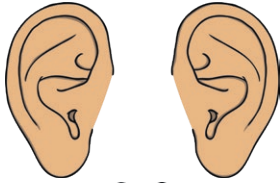


Name: \_\_\_\_\_ Date: \_\_\_\_\_

## Science Assessment Year 1: Animals, Including Humans



1. Draw a line to match each sense to the correct body part.



taste


touch

smell

sight

hear

2. Label the elephant.



knee

tusk

ears

trunk

tail

3


3

Total for  
this page

3. Draw a line to match the animal to the group it belongs to.



amphibian




reptile



mammal



bird



fish

3

4. Explain the meaning of the following:

mammal \_\_\_\_\_

fish \_\_\_\_\_

amphibian \_\_\_\_\_

3

Total for  
this page

5. Give an example of each of the following types of animals.

bird \_\_\_\_\_

reptile \_\_\_\_\_

amphibian \_\_\_\_\_

mammal \_\_\_\_\_


6. Place these animals under the correct heading.

carnivore

- \_\_\_\_\_
- \_\_\_\_\_
- \_\_\_\_\_

herbivore

- \_\_\_\_\_
- \_\_\_\_\_
- \_\_\_\_\_
- \_\_\_\_\_



7. If an animal eats both meat and plants, what would it be called?

\_\_\_\_\_

Give an example of this type of animal. \_\_\_\_\_

8. What is a human who doesn't eat meat called?

\_\_\_\_\_

9. Label the human body.

hand


arm

leg

foot

tummy

head



2

5

2

1

6

Total for  
this page