



Curriculum Information - Year 1/2 - Summer 1 Week Beginning 04.05.20

Hello children,

I hope you are all safe and well. Thank you to all of you for working so hard, Mrs Stonier, Mrs Bates and I have really enjoyed the lovely photographs that you have been sending to us too! Look out for some photographs on the next school newsletter. As you can see, we have put all of your work into a grid for the week, we hope that this makes it easier for you and whoever is helping you at home with your home schooling. Parents please see the attached letter regarding DFE online phonics lessons for Y1, however some of the Y2 children may want to access these resources too! I have attached the worksheets; power points and I have added some weblinks too. Have a blessed week, Mrs Clewes 😊



<p style="text-align: center;">RE</p>	<p>The Road to Emmaus</p> <p>Read the story of the road to Emmaus on the PowerPoint and video https://www.youtube.com/watch?v=8rdlQ99Cb-g</p> <p>Task 1: Mix up all of the events and order them correctly.</p> <p>Y1- Use the prompt sheet to rewrite the story.</p> <p>Y2- Use the prompt sheet to write a letter, imagining that you are one of the disciples on the road to Emmaus and telling a friend about the amazing feeling when you realized that the stranger was The Lord Jesus.</p>	
<p style="text-align: center;">English</p> 	<p>Year 1</p> <p>This week use the PowerPoints to learn about coordinating conjunctions. These are really important to improve your sentences as your writing develops and becomes more detailed.</p> <p>Year 2</p> <p>This week use the PowerPoints to recap your understanding on coordinating conjunctions and begin to also learn about subordinating conjunctions. To achieve a great piece of writing in Year 2, it is important to try to use a mixture of both coordinating and subordinating conjunctions.</p>	
	<p><u>Year 1 Phonics</u></p> <p><i>Phonics daily lesson links</i></p>	

Phonics

See spelling sheet for the week.

Please practice writing out your spellings ready for your spelling quiz on Friday - good luck!

- Y1 Phonics - Live phonics lesson every day at 10:00 (or catch up at any time) <http://asf.ttlit.org.uk/wp-content/uploads/sites/13/2020/04/Letter-to-parents-carers-about-online-phonics-lessons.pdf>

Phonics play: <https://www.phonicsplay.co.uk/#>

Year 2 Phonics: Vowel suffixes double or do nothing

https://www.spellingplay.co.uk/y2_member/pdf/vowel_suffixes_1/vs1_word_cards_ing_ed_short.pdf

I have attached four phonics lessons for you to complete and on Friday please complete your spelling quiz.

Maths



Well done for working so hard on such an important life skill- learning to tell the time. We are going to conclude our learning this week but remember, now that you have learnt so much, continue to use a clock to tell the time and continue to use time in your daily discussion e.g. can we have lunch at half past 12?

Year 1

Complete the tasks to consolidate your learning on Time 'O clock and Half past.

Then look at the PowerPoint and watch the video on the last slide to learn- Quarter past

<https://www.youtube.com/watch?v=9UoJA7hJnZE>

Complete Task 4 and then complete the lessons and quizzes on MyMaths (remember if you are struggling to access the site, get in touch and we can help)










Year 2






Complete the tasks to consolidate learning on quarter past and quarter to.

Task 4 and 5 are set in levels. Start at the beginning and work your way through as far as you can.

Use the PowerPoint to learn how to tell the time in 5 minutes intervals.

Then complete the lessons and quizzes on MyMaths.

<p>Science</p> 	<p>Living things and their habitats: Lesson 3</p> <p>Microhabitats: (A very small habitat)</p> <ul style="list-style-type: none"> • I can identify animals in their habitats • I use information that I have gathered to answer questions. <p>https://www.twinkl.co.uk/resource/tp-sc-053-planit-science-year-2-living-things-and-their-habitats-lesson-3-microhabitats</p> <p>If you follow the above link there is a power-point and resources for the lesson. When you click the link it will ask you for a username and password please use: Username: march20 Password: home</p> <p>(I have attached the resources incase you do not have internet access)</p>	
<p>History</p> 	<p>Lives of significant people: Florence Nightingale.</p> <ul style="list-style-type: none"> • Read Florence Nightingale PowerPoint (attached) • Sequence events of her life on a timeline or you could make your own. (Worksheet attached) 	
<p>Art</p> 	<p>This week I have attached the resources to complete last half term's unit on African patterns.</p> <p>Read the PowerPoints and learn about Ndebele Art.</p> <p>Use the images to colour in the same style or complete the mini house project.</p>	
<p>PE</p> 	<p>Joe Wicks' Daily workout</p> <p>https://www.youtube.com/user/thebodycoach1</p>	
<p>PSHE</p> 	<p>Relationships</p> <p>Watch the bbc bitesize video below, entitled 'Best friends talk about their relationships' and discuss the ideas in the classroom ideas section.</p> <p>https://www.bbc.co.uk/bitesize/clips/zfd4d2p</p>	

	<p>After watching the video think about what makes a good friend. Who is your best friend and what do you like about them? Have you ever fallen out with a friend? What happened and how did you sort it out? As a school we follow the Jigsaw PSHE program I have included the link below if you wish to take a closer look at the program we use and on the link you will find some additional resources to use at home.</p> <p>https://families.jigsawpshe.com/stuck-at-home/</p>	
<p>Reading</p> 	<p>Please read daily</p> <p>https://www.oxfordowl.co.uk/</p> <p>Other website which you may find useful are:</p> <ul style="list-style-type: none"> • Storyline Online - https://www.storylineonline.net/ • International Children's Digital library - http://en.childrenslibrary.org/ • Amazon's Free Kids e-books - https://www.amazon.co.uk/free-ebooks-kids/s?k=free+ebooks+kids <p>Accelerated reader (Year 2 only) - Children will be able to access the accelerated reader quizzes at home. Please follow this link to access this quiz:</p> <ul style="list-style-type: none"> • https://ukhosted5.renlearn.co.uk/2248169/ <p>If you are wondering which book to choose. Please look at the website AR book find so you can find out if the book is quizzable and what level it is at!</p>	
<p>Birthdays</p> 	<p>No-one will be celebrating a birthday this week. However, the following children will be celebrating in May, they are... Beatrice, Emily, Rayvenne and Charlie Leach. I am sure you are all very excited!</p>	
<p>Congratulations!</p> 	<p>Well done to everyone who is taking part in home learning - you are all amazing!</p> <ul style="list-style-type: none"> • Well done Olivia - for a fabulous poster all about Florence Nightingale. • Well done Ollie- for working so hard at home, and for learning how to tie your show laces too, a VERY important skill! The photos of your chocolate brownies looked delicious too. • Well done Orla- for sending in photos of you 	<p>Congratulations!</p> 

exercising and working really hard on your Maths and English.

- Well done **Stanley** - fantastic work on Saint George, sequencing and acting out the story. We loved the photos of you dressed up! Also, great science work too on the classification of living things.
- Well done **Harvey**- great work on time and an amazing letter. I can really see that you are working hard.
- Well done **Lilly**- amazing photographs to show all of your hard work. It is amazing that you have your own little caterpillars and are learning about the life cycle of a butterfly. I can't wait to see how they grow.
- Well done **Kieran**- well done for working hard and writing and posting your friend a letter. What a lovely way to stay in touch and cheer up others!