

Hello children,

I hope you are all safe and well! I can't believe it is the last week of term. The weeks are really flying by and hopefully we will be back at school again soon when it is safe to do so!

It's been lovely again this week to see photographs of you all involved in lots of different activities such as baking, exercising, painting, drawing and I know many of you have been helping your mums and dads and brothers and sisters too. During this time, it is important to work together and try and find opportunities to see the good in each other and to support and help each other. Small acts of kindness, however small can make such a difference, even a smile can make someone's day.

At some point this week Mrs. Stonier and I will be ringing you to say hi! We both really loved speaking to you a few weeks ago so we hope that we will be able to speak to as many of you as possible. (I know some of you were a bit shy last time!) Keep working hard, we are all so immensely proud of you all.

Have a blessed week, Mrs Clewes, Mrs Stonier and Mrs Bates 😊



<p>RE</p>	<p>The Paschal Candle</p> <p>The Paschal Candle is called the Easter Candle because it is lit at Easter time. A new Paschal candle is blessed and lit every year at Easter, and is used throughout the Paschal season which is during Easter and then throughout the year on special occasions, such as baptisms and funerals. Learn about the special symbols and meanings on the Paschal Candle.</p> <p>Complete the table to match the symbols and meanings. Then try to create your own paschal candle.</p>	
<p>English</p>	<p>Year 1</p> <p>Complete the daily Literacy lessons on Oak National Academy about 'George and the Dragon'. There is lesson 1-5. https://www.thenational.academy/year-1/english/saint-george-and-the-dragon-year-1-wk3-1</p> <p>You will read a story and each day complete a task to build up to writing a character description. I would love to see you final pieces of writing. You will need a pencil and your literacy lined exercise book. Remember to keep practicing your best handwriting. 😊</p> <p>Year 2</p> <p>Complete the writing pack. Firstly read the story and complete the reading comprehension. There is then some activities where you will explore language. I have attached a PowerPoint to help you to remember what 'verbs, adjectives, and nouns' are.</p>	



SPELLINGS

See spelling sheet for the week.

Please practice writing out your spellings ready for your spelling quiz on Friday - good luck!

Y1: Trigraphs, 'ear', 'air' and 'are'
Y2: Common exception words

Year 1 Phonics

Phonics daily lesson links

Y1 Phonics - Live phonics lesson every day at 10:00 (or catch up at any time)

<http://asf.ttl.org.uk/wp-content/uploads/sites/13/2020/04/Letter-to-parents-carers-about-online-phonics-lessons.pdf>

Phonics play: <https://www.phonicsplay.co.uk/#>

Year 2 Phonics: Vowel suffixes continued

Please see the link below and explore the interactive resources

https://www.spellingplay.co.uk/y2_member/interactives_more_suffixes.html

I have attached four phonics lessons for you to complete and on Friday please complete your spelling quiz.

Maths



Year 1

Watch the video to help you remember how to subtract numbers.

<https://www.bbc.co.uk/bitesize/topics/zwv39j6/articles/ztpmrwx>

<https://www.bbc.co.uk/bitesize/articles/zjh7mfr>

Complete tasks 1, 2 and 3.

If you choose the challenge 2 or 3 on task 2, watch the video below and use the number square to help you.

<https://www.youtube.com/watch?v=C6AjhitepyU>

Finally complete MyMaths tasks.

Year 2

Adding and subtracting multiple of tens from 2-digit numbers. Use the videos to help you.









https://www.youtube.com/watch?v=_bkFP2U_74w








<https://www.youtube.com/watch?v=C6AjhitepyU>

Lesson 1- Adding and subtracting tens

<https://whiterosemaths.com/homelearning/year-2/>

Complete the tasks 1-4 and then finally complete MyMaths tasks.

<p>Science</p> 	<p>Living things and their habitats: Lesson 6 Food Chains</p> <ul style="list-style-type: none"> • I can describe how animals get their food. • I know what a food chain is. <p>https://www.twinkl.co.uk/resource/tp-sc-058-planit-science-year-2-living-things-and-their-habitats-lesson-6-food-chains</p> <p>If you follow the above link there is a power-point and resources for the lesson. When you click the link it will ask you for a username and password please use: Username: march20 Password: home (I have attached the resources incase you do not have internet access)</p>	
<p>History</p> 	<p>Lives of significant people: Florence Nightingale.</p> <ul style="list-style-type: none"> • To recognise the differences between Victorian and modern-day hospitals. • Sorting and matching activity. <p>https://www.twinkl.co.uk/resource/t-h-147-comparing-victorian-and-modern-day-hospitals-activity-sheet</p>	
<p>Art</p> 	<p>'All about You!'</p> <p>During these unusual times, draw what is important to you in your silhouette. It could be linked to your time staying at home or your likes, hobbies, qualities, what you are thankful for and other details. See examples on the PowerPoint.</p>	
<p>Computing</p> 	<p>How do you program a robot?</p> <p>https://www.bbc.co.uk/bitesize/topics/z3tbwmn/articles/zqnc4wx</p> <p>Follow the link and watch the video to learn all about programming a robot. There are then activities that you can complete using your knowledge.</p>	
<p>PE</p> 	<p>Joe Wicks' Daily workout</p> <p>https://www.youtube.com/user/thebodycoach1</p>	

<p>Music</p> 	<p>Play it!</p> <p>Play the game and make your own music.</p> <p>https://www.bbc.co.uk/games/embed/bring-the-noise?exitGameUrl=http%3A%2F%2Fbbc.co.uk%2Fteach%2Fbring-the-noise%2Feyfs-ks1-music-play-it-bring-the-noise%2Fz4sq92p</p>	
<p>PSHE</p> 	<p>Relationships: Secrets, good and bad</p> <ul style="list-style-type: none"> I understand that sometimes it is good to keep a secret and sometimes it is not good to keep a secret. <p>Activity: good and bad secret discussion cards</p>	
<p>Reading</p> 	<p>Please read daily</p> <p>https://www.oxfordowl.co.uk/</p> <p>Other website which you may find useful are:</p> <ul style="list-style-type: none"> Storyline Online - https://www.storylineonline.net/ International Children's Digital library - http://en.childrenslibrary.org/ Amazon's Free Kids e-books - https://www.amazon.co.uk/free-ebooks-kids/s?k=free+ebooks+kids <p>Accelerated reader (Year 2 only) - Children will be able to access the accelerated reader quizzes at home. Please follow this link to access this quiz:</p> <ul style="list-style-type: none"> https://ukhosted5.renlearn.co.uk/2248169/ <p>If you are wondering which book to choose. Please look at the website AR book find so you can find out if the book is quizzable and what level it is at!</p>	
<p>Birthdays</p> 	<p>Happy Birthday to Rayvenne who will be celebrating her 6th birthday on Tuesday. We all wish you a very happy birthday and hope that you have a wonderful time with your family!</p> <p>Charlie Leach will also be celebrating his birthday during half term. His 7th birthday will be on the 27th May and we hope you have a fantastic day too!</p>	
<p>Congratulations!</p>	<p>Well done to everyone who is taking part in home</p>	<p>Congratulations!</p>



learning - you are all amazing!

- Well done **Kieran** for creating an amazing VE day window and for your fabulous article in the sentinel last week.
- Well done **Aiden**- for producing a fantastic book review based on Charlie and the chocolate factory.
- Well done **Stanley**- for sequencing the life of Florence Nightingale onto a timeline.
- Well done **Dillon**- Great effort at home and lovely to see you helping your sister Betsy with her learning.

