

Hello children,

I hope you and your families are all safe and well and you have all had a lovely half term. We have had some beautiful weather and I hope you've had lots of fun in the sunshine! Here is your learning pack for another week and because it's a new term we have some new topics!!! Please keep sharing all of your hard work, its lovely to see the work that you are doing at home and we can show some of your work on the school newsletter. Keep working hard, we are all so immensely proud of you all.

Have a blessed week, Miss Gilbert, Mrs Clewes, Mrs Stonier, Mrs Bates and Mrs Frederick 😊



RE

Pentecost

It was Pentecost Sunday on the 31st May, the day that we remember the Holy Spirit descending upon the disciples after Jesus' ascension to his Father in heaven.

Read through the story of Pentecost you can watch it online using the link below or if you have a bible you can use that. I have also attached a link to a PowerPoint too.

https://www.youtube.com/watch?v=_rjQ_XDPIis

<https://www.twinkl.co.uk/resource/t-re-372-pentecost-story-ks1-powerpoint>

Use the story cards to sequence and re-tell the story of the first Pentecost.

Then complete the Pentecost "What happens" recording sheet.

Extra Activities:

- Pentecost word search
- Pentecost colouring sheets
- Pentecost unscramble




English



Rainbows, rainbows everywhere!

Complete the writing pack.
Firstly, read the story and complete the reading comprehension. Then there are some activities where you will explore language.



This booklet is designed for a child to work both independently and with a bit of support. All activities can be done alone, however there are some that will be more enjoyable for your child if you or someone else at home can join in.

The activities in this booklet are based on non-fiction texts and are on the theme of rainbows. We will be using our English skills to find out about and express the science of rainbows, explore the symbolism of rainbows and do some thinking about words, as well as some talk, some writing and some creativity!

Phonics

SPELLINGS

See spelling sheet for the week.

I have attached planning for three different groups working at phase 3 and phase 5.

There are three lessons for each group and a dictation exercise.

Please practice your spellings ready for your spelling quiz on Friday - good luck!

Maths



Daily tasks on My Maths - Work on these throughout the week.

Additional maths are included on separate sheets.

Science



Animals Including Humans-Healthy Eating

This term we will be looking closely at healthy eating, exercise and hygiene.

To describe the importance for humans of eating the right amounts of different types of food, by exploring food groups.












I can identify healthy and unhealthy food and say how much of them I should eat.

Activities:

Read the PowerPoint: Healthy Eating

Then complete the healthy eating sorting foods activity.



<p>Geography</p> 	<p><u>Food from Around the World</u></p> <p>This term we will be looking at where different foods come from and we will be using a world map to identify the continent and country that they are produced. We will also be looking at popular foods from different countries around the world. To begin the unit, this week we will recap the continents of the world.</p> <p>Use the PowerPoint, "Continents of the world"</p> <ul style="list-style-type: none"> • Label the seven continents on the world map. • Complete continents of the world worksheet. <p>Extra activities:</p> <ul style="list-style-type: none"> • Cutting and sticking continents 	
<p>Art/D&T</p> 	<p>This week to link with the PSHE theme I would like you to create your own butterfly. I have attached a few different resources and ideas:</p> <ul style="list-style-type: none"> • Handprint butterfly • Origami butterfly • Paper plate butterfly 	
<p>Computing</p> 	<p>Coding</p> <p>Have a go at coding by following the step-by-step guide to play a game at https://www.codeforlife.education/rapidrouter/</p> <p>Children from St Marys please complete "Loops with conditions" Level 29-32 Our Lady of Grace children please begin the "Getting started section"</p>	
<p>PE</p> 	<p>Joe Wicks' Daily workout</p> <p>https://www.youtube.com/user/thebodycoach1</p>	
<p>Music</p> 	<p>Create a song with your family using the link below.</p> <p>https://www.bbc.co.uk/teach/bring-the-noise/make-a-jam/zfcd8xs</p>	
<p>PSHE</p> 	<p><u>Changing Me</u></p> <p>This term we will be looking at the differences between boys and girls. However, this week to begin the unit our focus is: Lifecycles in Nature.</p>	

I can recognise cycles of life in nature.

Watch the BBC Learning Clip 2250: An introduction to life cycles.

<https://www.bbc.co.uk/bitesize/clips/zp62tfr>


Now think of one of the life cycles that you saw on the clip.

Activities:

- Draw the baby/seed and how it changes to become an adult or fully grown.
- Label your pictures and write a sentence to describe how it changes.

I have attached a worksheet for the lifecycle of a butterfly if you would like to use that or you can create your own.

Reading



Please read daily

<https://www.oxfordowl.co.uk/>

Other website which you may find useful are:

- **Storyline Online** - <https://www.storylineonline.net/>
- **International Children's Digital library** - <http://en.childrenslibrary.org/>
- **Amazon's Free Kids e-books** - <https://www.amazon.co.uk/free-ebooks-kids/s?k=free+ebooks+kids>

Accelerated reader - Children will be able to access the accelerated reader quizzes at home. Please follow this link to access this quiz:

- <https://ukhosted5.renlearn.co.uk/2248169/>

If you are wondering which book to choose. Please look at the website AR book find so you can find out if the book is quizzable and what level it is at!

Birthdays



Happy birthday to Charlie Leach who turned seven during half term. We hope you had a lovely day with your family!
Many happy returns.



Congratulations!



Well done to everyone who is taking part in home learning - you are all amazing!

Congratulations!

