

How to Make Rocky Road Crunch Bars


These **delicious** treats taste great and are easy to make. Follow these steps to find out how.

Ingredients

- 300 grams dark chocolate
- 125 grams butter
- 3 tablespoons golden syrup
- 8 rich tea biscuits
- 75 grams mini marshmallows

Equipment

- 1 deep baking tray
- 2 glass bowls
- Wooden spoon
- Kettle
- Sharp knife

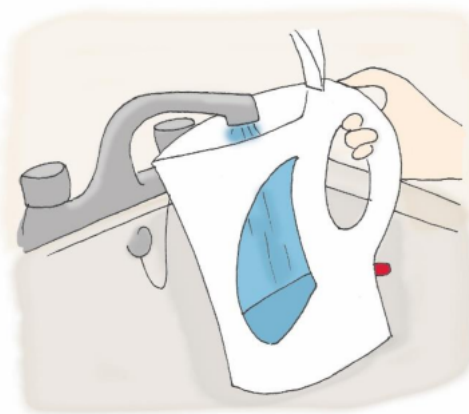


Rocky Road Crunch Bars

1. Firstly, fill the kettle with water and boil.

WARNING!

You will need an adult to help you when using hot water.



Step 1

2. Whilst the water is boiling, break up the chocolate and put it into one of the bowls.
3. When the kettle has boiled, **carefully** pour the hot water into the other bowl you haven't used.

TOP TIP!

Only fill the bowl half way. If you fill it too much it could **overflow**.



Step 2

4. Place the bowl with the chocolate on top of the bowl with the hot water. The heat from the hot water will melt the chocolate. Stir it slowly with a wooden spoon until it turns into a **smooth liquid**.



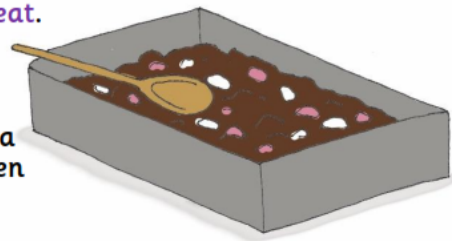
Step 4

5. Then put the butter and golden syrup into the chocolate **mixture** and stir until it is fully **combined**.

6. Next crumble the biscuits into the chocolate mixture. Stir this until all the biscuit is **coated** with chocolate.

7. After that, mix in the mini marshmallows and **repeat**.

8. After it is combined, slowly pour the mixture into a baking tray and smooth out the **surface** with a wooden spoon.



Step 8

9. Put the tray into the fridge and let it cool overnight until it becomes hard.

10. Cut up into small bite size chunks or bars.

11. Finally, eat and enjoy!

WARNING!

You will need an adult to help you with the sharp knife.



Step 10

So why not try out this recipe and make Rocky Road Crunch Bars for your friends and family.

How to Make Rocky Road Crunch Bars – SPAG

Verbs

Verbs are 'doing' words like run, walk, cut and stick.

Tick the verbs (doing words) in this list:

eat _____

pencil _____

fluffy _____

talk _____

write _____

Using the text, find five examples of verbs.

Think of three examples of verbs that you might do in the classroom.

1. _____
2. _____
3. _____

Think of three examples of verbs that you might do in the playground.

1. _____
2. _____
3. _____

