


Phonics
Week beg
13.07.20

Group 3:Phase 3 revision




Each day practise your phase 3 sounds and your phase 3 tricky words. They are on the following slides.



Revisit Phase 3 phonemes

My Phase 3 Sound Mat

| | | | | | | | |
|--|--|--|---|---|---|---|--|
| j  | v  | w  | x  | y  | z  | zz  | qu  |
| ch  | sh  | th  | ng  | ai  | ee  | igh  | oa  |
| oo  | oo  | ar  | or  | ur  | ow  | oi  | ear  |
| air  | ure  Pure | er  |  visit twinkl.com | | | | |



Phase 3

Tricky Words



me




be



was



you

The image features a solid purple background. Scattered across this background are several white, five-pointed stars of varying sizes. A large, white, rounded speech bubble is positioned in the center of the frame. Inside the speech bubble, the word "they" is written in a bold, black, lowercase sans-serif font.

they

The image features a solid purple background. Scattered across this background are several white, five-pointed stars of varying sizes. A large, white, rounded speech bubble is positioned in the center of the frame. Inside the speech bubble, the word "her" is written in a bold, black, lowercase, sans-serif font.

her




we



my

The image features a solid purple background. Scattered across this background are ten white, five-pointed stars of varying sizes. In the center of the image is a large, white, rounded speech bubble with a small tail pointing towards the bottom-left. Inside the speech bubble, the word "she" is written in a bold, black, lowercase sans-serif font.

she



are



all

Phase 3 Tricky Words

he

she

we

me

be

you

all

are

her

was

they

my

Teach: Monday 13th July

Revision of phase 3 sounds



Can you read these words from last week?

sing

bush

They contain sh, ch, th, ng

chin

wing


moth

The background of the slide is a watercolor splash. It features a central, irregular shape that transitions from a bright green at the top to a deep blue at the bottom. The edges of this shape are soft and feathered, with numerous small droplets and splatters of the same colors scattered across the white background.

Can you remember
this phoneme?

oo

Can you write out these sentences and
put in the missing words?



I am l__king at my b__k.

Can you write out these sentences and put in the missing words?



In our shed we have got lots of t____ls.

Complete this
activity in your
pack.

'oo' Spelling Activity

1. Trace over 'oo'.

oo oo oo oo oo oo
oo oo oo oo oo oo

2. Just add 'oo'.

m__n

b__t

r__f

f__d

z__

h__f

3. Write the correct 'oo' words under the pictures.



Teach: Tuesday 14th July

Revision of phase 3 sounds



Can you remember this phoneme?

ar

Can you write out these sentences and put in the missing words?



We went to the f_____m in our new c_____.

Can you write out these sentences and put in the missing words?



The ship was carrying lots of c____go.

Complete this
activity in your
pack.

'ar' Spelling Activity

1. Trace over 'ar'.

ar ar ar ar ar ar ar
ar ar ar ar ar ar ar

2. Just add 'ar'.

b__k

c__t

c__

f__m

c__d

h__p

3. Write the correct 'ar' words under the pictures.













Teach: Wednesday 15th July

Revision of phase 3 sounds



Can you remember this phoneme?

or

Can you write out these sentences and
put in the missing words?



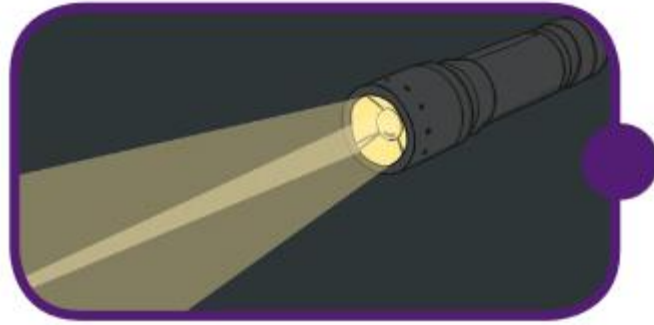
The ____ ip is in the p____t it has lots of c____go.

ar

sh

or

Can you write out these sentences and
put in the missing words?



The l____t from the t____ was very br_____.

igh

ch

or

Complete this
activity in your
work pack.

'or' Spelling Activity

Trace over 'or'.

or or or or or or or
or or or or or or or

Just add 'or'.

sh__ts

c__n

f__k

t__ch

t__n

h__n

Write the correct 'or' words under the pictures.

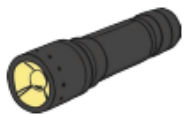








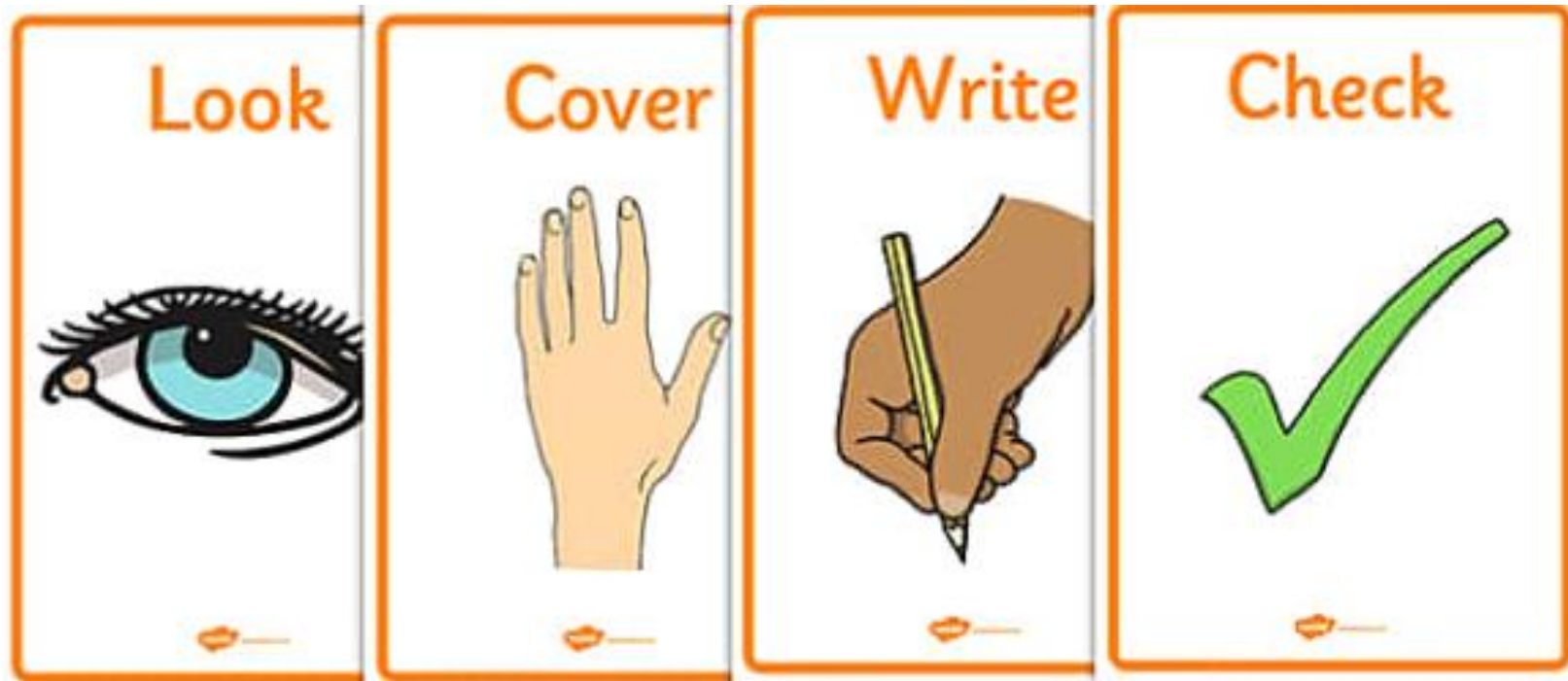






Thursday: Practice your spellings

- Remember to use



Friday: Spelling Test



Good Luck!