



# Curriculum Information - Year 2

## Summer 2 Week Beginning 13.07.20

Hello children, parents and families.

Well I can't believe we have reached the last week of term and what a term it's been. You have coped so well with your home learning and it was so lovely talking to many of you last week about the end of term reports. On behalf of Mrs Stonier, Mrs Bates and myself, thank you so much for all your kind words and messages. We will miss all of you next academic year but I know you will have a fantastic time with Mrs Catalano. We hope you all have a fantastic summer, stay safe and we look forward to welcoming you all back in September.

Much Love.

Take care and stay safe.

Love and prayers, Mrs Clewes, Mrs Stonier and Mrs Bates



### RE

#### The Eucharist


### The Mass

This week we will remind ourselves of the story of The Last Supper and how each time we go to Mass we recall what Jesus said and did at The Last Supper as we celebrate the Eucharist.

We will learn the main features of The Mass and in what order they take place. We will also understand that when we attend Mass we are gathered together as part of God's family.



### English



#### Focus: Non-Fiction

Fairtrade will be the focus for this week's English. We will learn about what Fairtrade means and we will complete a number of activities such as producing a leaflet and a poster. As usual I have attached a power-point with some guidance for the activities each day.



Monday: Fairtrade Reading Comprehension

Tuesday: SPAG

Wednesday: Persuasive writing

Thursday: Produce a fair-trade leaflet


Friday: Produce a fair-trade poster



**SPELLINGS**

I have attached phonics planning for three different groups working at phase 3 and phase 5.

There are three lessons for each group and a dictation exercise.

<p>See spelling sheet for the week.</p>	<p>Please practice your spellings ready for your spelling quiz on Friday - good luck!</p>	
<p>Maths</p> 	<p>There is a power-point attached again this week to help you.</p> <p>Tasks on My Maths: x2x5x10 Times tables practice</p> <p><b>Additional maths: Data Handling</b>  Monday- Tally charts  Tuesday- Drawing pictograms  Wednesday- Interpreting  Thursday: Block graphs  Friday: Interpreting Statistics</p>	
<p>Science</p> 	<p><b><u>Animals Including Humans- Keeping Clean</u></b></p> <p>This activity follows on nicely from our activity last week on keeping our hands clean. This week I would like you to carry out another experiment called the Soap and Pepper Experiment.</p> <p>This experiment helps us to understand that microbes can 'stick' to the natural oils on our hands and how soap breaks up the oil on the surface of our hands and helps wash the microbes away.</p> <p><b><u>Activity</u></b></p> <ul style="list-style-type: none"> <li>• Carry out the experiment with the support of an adult.</li> <li>• Record what you did including your observations.</li> </ul>	
<p>Geography</p> 	<p><b><u>Our Food Our world: Fair Trade</u></b></p> <p>This week we are going to learn about what Fairtrade means. This will build on nicely from what we have been learning about food around the world this half term. This week we will be learn about what Fairtrade means and why it is important to buy Fairtrade. We will also be building on our prior knowledge of countries around the world.</p>	
		

D&T



This term our topic is making and following a recipe.

Previously I have attached a recipe booklet with simple recipes for children. Please choose another recipe and how to go at creating it with a member of your family.



Computing




Coding

Have a go at coding by following the step-by-step guide to play a game at

<https://www.codeforlife.education/rapidrouter/>

Please complete the "Limited Blocks" Level 51-60



PE



Joe Wicks' Daily workout

<https://www.youtube.com/user/thebodycoach1>

Music



With a parent or adult try learning the song "GOLDEN" and the actions (BSL)

<https://www.bbc.co.uk/teach/bring-the-noise/golden-bsl/zvv447h/>



British Sign Language

PSHE



**Changing Me-Looking Ahead**

This week I would like you to look back over your year in Y2 and think about all of the things that you have done and ask yourself:

- What have I enjoyed the most?
- What has been my favourite moment?
- What was the funniest moment?
- What lesson was the most memorable?

Then complete one or both of the sheets included in your pack. Please share these with us as we would love to know what your memories of Y2 are!



Reading



**Please read daily**

<https://www.oxfordowl.co.uk/>

Other website which you may find useful are:

- **Storyline Online** - <https://www.storylineonline.net/>

- **International Children's Digital library** - <http://en.childrenslibrary.org/>
- **Amazon's Free Kids e-books** - <https://www.amazon.co.uk/free-ebooks-kids/s?k=free+ebooks+kids>

**Accelerated reader** - Children will be able to access the accelerated reader quizzes at home. Please follow this link to access this quiz:

- <https://ukhosted5.renlearn.co.uk/2248169/>

If you are wondering which book to choose. Please look at the website AR book find so you can find out if the book is quizzable and what level it is at!

Another reading website I can recommend is 'Reading Eggs' There is a charge for using this website but the website are offering a 30 day free trial.

<https://readingeggs.co.uk/>



No birthdays in Y2 coming up this week. However, over the summer holidays the following children will be turning 7. We hope that they have a wonderful time celebrating with their friends and family.

**4<sup>th</sup> August: Ollie Frost**  
**9<sup>th</sup> August: Samuel Moreton**  
**12<sup>th</sup> August: Stanley Clack**  
**22<sup>nd</sup> August: Freya Mathers**  
**25<sup>th</sup> August: Lexi Snapcott**  
**28<sup>th</sup> August: Maisie Laing**



**Congratulations!**



**Well done to everyone who is taking part in  
home learning - you are all amazing!**

Well done too to the children who are completing  
My Maths challenges online you are getting some  
fantastic scores!

**Congratulations!**

