


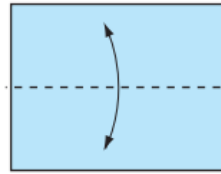
Summer Holiday Activity Sheet

<p>Get Wild Badge</p> <p>This summer try and complete 50 of the wild activities to earn your certificate and badge from The Wildlife Trust!</p> <p>Find out more: www.staffs-wildlife.org.uk/GetWildBadge Value: 2 credits</p>	<p>Summer Festival!</p> <p>There are lots of festivals happening over the summer. Organise your own festival at home, it could be any kind! Maybe music, food, flower, art or even films.</p> <p>Value: 2 credits</p>	<p>Summer Reading Challenge</p> <p>The theme for this year's reading challenge is Wild World Hero's. You can find it online or in your local library along with lots of other books to read!</p> <p>www.summerreadingchallenge.org.uk Value: 1 credit</p>
<p>Make some noise</p> <p>The Proms is the world's greatest classical music festival! 6 weeks of live music kicks off from 30th July. Get involved by making your own musical instrument or writing a song to perform to your family and friends.</p> <p>Value: 2 credits</p>	<p>The RHS Flower Show</p> <p>This summer we celebrate Flower shows across the country. Try making your own enchanted miniature garden.</p>  <p>Value: 2 credits</p>	<p>I Am Team GB</p> <p>This summer we celebrate the Tokyo Olympics. There are lots of fun activities to get involved with this summer in your local community. Or why not host your own mini Olympics at home in your garden!</p> <p>Value: 2 credits</p>
<p>Ship Ahoy!</p> <p>Cowes week is a sailing regatta festival which takes place every year in the waters off the Isle of Wight. Try making your own origami paper boat and race with friends and family!</p> <p>Value: 1 credit</p>	<p>Frozen Fruit Ice-Lollies</p> <p>Make the most of the sunny weather this summer and make your own ice-lollies. You can try different flavours of juice and even add fruit! Find a method online and ask an adult to help.</p> <p>Value: 1 credit</p>	<p>Tourist Information</p> <p>Create a poster or leaflet of a place you have visited. It could be somewhere close to home or even a holiday destination. Include all the great things you can see and do there.</p> <p>Value: 1 credit</p>

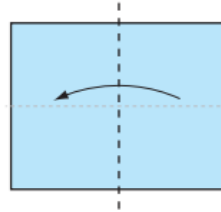
Collect extra Children's University credits during the Summer Holidays by completing this challenge. You'll earn credits when you take evidence to your teacher. This could be a photograph, video, worksheet, report etc. If you complete all 9 activities, you will get **TWO BONUS CREDITS**. Get creative, earn some credits and ENJOY!

We'd love to feature some of your creations on the Staffordshire University CU page! Ask your grown-up to either send pictures to cu@staffs.ac.uk or post them to our FB page.

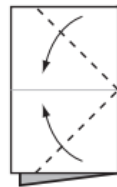




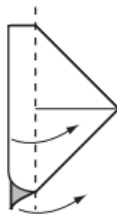
1. Start with a rectangular piece of paper, coloured side up. Fold in half, then open.



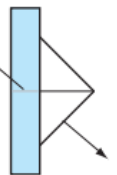
2. Fold in half downwards.



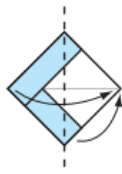
3. Bring corners in to centre line.



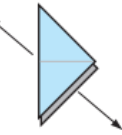
4. Fold uppermost layer upwards & do the same to the back. Crease well.



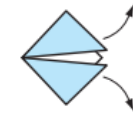
5. Pull the sides out and flatten.



6. Fold front layer up to top, then do the same at the back.



7. Pull the sides apart and flatten.



8. Gently pull the top parts of the model outwards, making a boat shape.



9. Flatten well to create all folds. Then open out slightly, forming a boat shape. Finished Boat.

