

Curriculum Information - OLOG Year Five & Six - Summer 1 -
Week Beginning 4th May 2020
Home Learning Weekly Overview

Dear Year 5 & 6 pupils and parents/carers,

I hope this letter finds you all well, that you are looking after yourselves and that your respective haircuts are in a far better state than Mr. Goodwin's - it is not pretty I can assure you.

Roxy I hope you had a great birthday, Bobby I know it's your birthday on Tuesday so please know that Miss Kealey and I are singing happy birthday to you both - horrendously out of key and at different speeds, naturally.

This week, I've got a little bit of a treat for you. The Anne Frank Museum in the Netherlands have been providing online tours which you can go on via the link below! We'll take a look around the secret annexe where Anne and her family lived, hidden behind a bookcase. Enter each room and learn about their daily routines - look at the objects and watch the videos to learn more.

<https://www.annefrank.org/en/anne-frank/secret-annex/>

After visiting the secret annexe we would like you to complete a review TripAdvisor style! You will find the review sheet with all the other documents you need for other subjects.

We would love to see any work that you've been doing at home e.g. stories you've written, art work or your trip review. Please feel free to email us anything you would like to share.

Please see below all the information you need to be getting on with the work that has been set for you. Any files or documents you need will be on the school website, on our home learning packs class page.

If you have any questions then please do not hesitate to contact Mr. Goodwin

rgoodwin@stmarysnewman.co.uk

Stay safe and God Bless,
Mr. Goodwin & Miss Kealey

RE





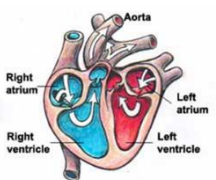














Unit I: Easter

Eternal Life

- Read through the Powerpoint 'Eternal Life'.
- Read the scriptures and record the messages you find about eternal life.
- Write a prayer about eternal life. Think about how death is not the end to life and how eternal life is promised by God.



<p>English</p> 	<ul style="list-style-type: none"> LBQ - login at www.lbq.org on a daily basis (code will be sent to you via text) to check which tasks have been allocated for you to complete. Complete the attached SPAG mats (Differentiated for Year Groups) We also encourage you to look at the following site - The Oakhill National Academy; https://www.thenational.academy/online-classroom where Maths and English are broken up into daily lessons with accompanying teaching videos. The maths is great. This week; Year 5 - Character Description Year 6 - Informative Leaflets 	
<p>Reading</p> 	<ul style="list-style-type: none"> Accelerated Reader - you can now access the 'Accelerated Reader' system at home to take quizzes. Please follow this link: https://ukhosted5.renlearn.co.uk/2248169/ Enjoy some quiet reading time at home. May 1st is Space Day! - Complete the Mars (The Red Planet) Reading Comprehension. David Walliams daily audio book @11am (on David Walliams' website). 	
<p>Maths</p> 	<ul style="list-style-type: none"> LBQ - login at www.lbq.org on a daily basis (code will be sent to you via text) to check which tasks have been allocated for you to complete. There will also be 5 activities on 'MyMaths' for you to log on and complete. All tasks on LBQ and MyMaths will have an explanation or guide on the daily powerpoint. Also, White Rose have fantastic home learning resources, with 5 lessons a week and accompanying teaching which would be excellent to look at! We also encourage you to look at the following site - The Oakhill National Academy; https://www.thenational.academy/online-classroom where Maths and English are broken up into daily lessons with accompanying teaching videos. The maths is great. This week; Year 5 - Translation Year 6 - Fractions (your favourite!) 	
<p>Science</p> 	<p>Animals Including Humans</p> <p>What would a journey through your body be like?</p> <ul style="list-style-type: none"> Read the information on the powerpoint presentation 'Transporting Water and Nutrients'. Use the information to complete the activity sheet 'Digestive System Functions'. 	
<p>Geography</p> 	<p>Fairtrade</p> <p>How it Fairtrade making things fair?</p> <ul style="list-style-type: none"> Read through the powerpoint presentation 'All About Fairtrade' 	

	<ul style="list-style-type: none"> Complete the reflection - How is Fairtrade making things fair? 	 FAIRTRADE
Art & DT 	Fairtrade Recipes How will your Viking figure head help you to win the next battle? <ul style="list-style-type: none"> Continue to make your Fairtrade recipes, and then a beautifully presented recipe sheet with a clear to follow method, ingredients and exact measurements! 	
Computing 	Online Safety How safe are you online? <ul style="list-style-type: none"> Read the scenarios of online behaviour on the document 'Think First'. Explain what you think could happen and what you should do instead to act responsibly. 	
French 	<ul style="list-style-type: none"> Practise some French following this link: https://www.bbc.co.uk/bitesize/subjects/z39d7ty 	
PE 	Health-related Exercise <ul style="list-style-type: none"> Keep fit by performing the Joe Wicks workout, daily, on his YouTube channel 'The Body Coach TV'. https://www.youtube.com/user/thebodycoach1 	
PHSE 	<ul style="list-style-type: none"> Start a 'Covid-19 Time Capsule' to record all the things you have been getting up to at home. 	
Congratulations! 	Well done to everyone who is working hard at home! You are all amazing! <ul style="list-style-type: none"> Joshua - our resident Bear Grylls - we loved seeing your tent and hammock, as well as the artwork you did to support the NHS. Ebony - our resident Delia Smith - that cake looks amazing Aston - our resident historian - that powerpoint with WW2 facts is incredible - you should be very proud of yourself! 	

