

Curriculum Information - Year Five - Summer 2 - wb 8<sup>th</sup> June 2020  
Home Learning Weekly Overview

Dear Year 5 pupils and parents/carers,





We hope you are all well and that you've had a good week. Hopefully the sun will be shining again soon!








Don't forget to check the weekly maths and literacy PDF presentations which recap facts, give you support and examples for your My Maths and LBQ tasks.


We would love to see any work that you've been doing at home e.g. stories you've written, art work, or photos of you exercising or baking. Please feel free to email us anything you would like to share.

If you have any questions then please do not hesitate to contact Mr Goodwin  
[rgoodwin@stmarysnewman.co.uk](mailto:rgoodwin@stmarysnewman.co.uk)

Stay safe and God Bless,  
Mr Goodwin & Miss Kealey

|  |  |   |
|--|--|---|
| <p style="text-align: center;">RE</p>       | <p><b>Pentecost - Gifts and Fruits of the Holy Spirit</b></p> <ul style="list-style-type: none"> <li>Recap the gifts and fruits of the Holy Spirit (see document provided)</li> <li>Create a Super hero that has special equipment (gifts and fruits) to use in everyday situations e.g. web of wisdom, rope of right judgement etc. Draw your super hero and label with the special equipment.</li> </ul> <p>We would love to see your creations!</p> |  |
| <p style="text-align: center;">English</p>  | <ul style="list-style-type: none"> <li>This week get your imagination going and finish off the 'Lost' story (see story starter document)</li> <li>LBQ - login at <a href="http://www.lbq.org">www.lbq.org</a> - you have been set 3 spelling tasks and one punctuation task this week.</li> <li><b>Please see the weekly English PDF for an explanation/guide for the grammar and vocabulary tasks.</b></li> </ul>                                     |   |
| <p style="text-align: center;">Reading</p>  | <ul style="list-style-type: none"> <li>Learn more about tropical rainforests: Read 'Rainforest Reading Fact Sheet' and then answer the related questions on 'Rainforest Reading Worksheet'</li> <li>LBQ - login at <a href="http://www.lbq.org">www.lbq.org</a> - you have been set 3 reading tasks this week about the Amazon Rainforest (Monday, Wednesday and Friday)</li> </ul>  |   |

|   |   |   |
|---|---|---|
|   | <ul style="list-style-type: none"> <li>Accelerated Reader - you can now access the 'Accelerated Reader' system at home to take quizzes. Please follow this link: <a href="https://ukhosted5.renlearn.co.uk/2248169/">https://ukhosted5.renlearn.co.uk/2248169/</a></li> <li>David Walliams daily audio book @11am (on David Walliams' website).</li> </ul>  |   |
| <b>Maths</b><br>       | <ul style="list-style-type: none"> <li>LBQ - login at <a href="http://www.lbq.org">www.lbq.org</a> on a daily basis (code will be sent to you via text) to check which tasks have been allocated for you to complete.</li> <li>There will also be 5 activities on 'MyMaths' for you to log on and complete.</li> <li><b>All tasks on LBQ and MyMaths will have an explanation or guide on this week's maths PDF.</b></li> <li>You can also keep practising your number skills on 'Times Tables Rockstars!'</li> </ul>   |   |
| <b>Science</b><br>    | <b>Evolution and Inheritance</b> <ul style="list-style-type: none"> <li>Work your way through the Inheritance presentation stopping to do the tasks when directed</li> <li>Task 1: Have a go of explaining the key vocabulary on the sheet provided when prompted in the presentation</li> <li>Task 2: When prompted, use the inherited characteristics cards</li> <li>Task 3: After completing the presentation, you will need a photo of each of your parents and either a photo of yourself or a mirror! Closely examine their photographs and your own. Write down what you think you have inherited from each parent.</li> </ul> |   |
| <b>Computing</b><br> | <b>Coding</b> <ul style="list-style-type: none"> <li>Practise your coding skills on the Rapid Router website <a href="https://www.codeforlife.education/rapidrouter/">https://www.codeforlife.education/rapidrouter/</a></li> <li>Start on the lower levels and work your way up</li> </ul>   |   |
| <b>PSHE</b><br>      | <b>Be Yourself - You are Unique</b> <ul style="list-style-type: none"> <li>Read through the Be Yourself lesson presentation - thinking about the questions posed.</li> <li>Complete the Celebrating Me activity</li> </ul>  |   |
| <b>PE</b><br>        | <ul style="list-style-type: none"> <li>Why not try playing dodge ball with your family? Check the rules on the website below: <a href="https://www.yourschoolgames.com/taking-part/our-sports/dodgeball/">https://www.yourschoolgames.com/taking-part/our-sports/dodgeball/</a></li> </ul>  |  |

|   |  |  |
|---|--|--|
|   | <ul style="list-style-type: none"> <li>Try out Zumba kids if you need/want to stay indoors:<br/> <a href="https://www.youtube.com/playlist?list=PLsLdIyqFC4R5kDIsjwLNwc1RUiH06nEf3">https://www.youtube.com/playlist?list=PLsLdIyqFC4R5kDIsjwLNwc1RUiH06nEf3</a> </li> </ul>   |  |
| Other Ideas   | <ul style="list-style-type: none"> <li>Why not make a model? You could make a junk model using plastic bottles, cardboard boxes etc. which would normally be recycled.</li> <li>Paint some rocks and hide them for others to find in your local area or make a 'Covid snake' with lots of brightly painted rocks</li> <li>Make a board game e.g. your own version of snakes and ladders or a quiz about a subject you know well.</li> </ul>              |  |
| Congratulations!<br> | <p><b>Well done to everyone who is working hard at home! You are all amazing!</b></p> <p>This week we have been particularly impressed with all the extra-curricular activities Joshua has been doing outside of the set work. From using maps and recognising symbols, to putting his cooking skills to good use, to rambling and using compasses in the wild. He is clearly working very hard at home, and we couldn't be prouder; well done Josh!</p> |  |