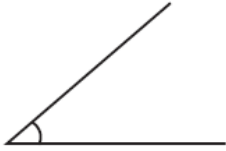


Naming and Estimating Angles

Task 1

Label each of these angles as right, acute or obtuse:

a



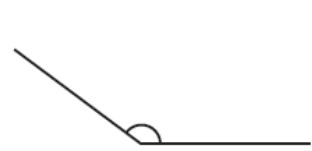
angle

b



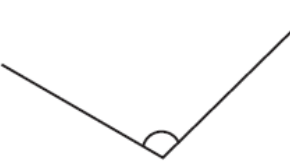
angle

c



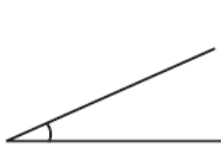
angle

d



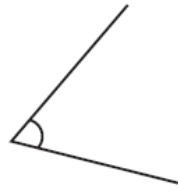
angle

e



angle

f



angle

Task 2

Now estimate the size of each angle (apart from right angle)

Task 3

Estimate the size of these reflex angles. Remember a full turn is 360 degrees. You could estimate the size of the internal angle to help you then subtract from 360.

