

Curriculum Information - Year Five - Summer 2 - wb 22nd June 2020
Home Learning Weekly Overview

Dear Year 5 pupils and parents/carers,

We hope you are all well and have had a good week despite the rather damp weather. Hopefully this week will bring some sunny dry days.













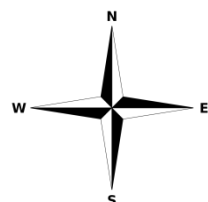


Remember to check the weekly maths and literacy PDF presentations which recap facts, give you support and examples for your My Maths and LBQ tasks and don't forget we are here to help you with anything you are unsure of too. Also don't forget to check if you've had feedback on your My Maths activities - look back at your completed tasks.





We would love to see any work that you've been doing at home. Please feel free to email us anything you would like to share.

If you have any questions then please do not hesitate to contact Mr Goodwin
rgoodwin@stmarysnewman.co.uk

Stay safe and God Bless,
Mr Goodwin & Miss Kealey

<p>RE</p> 	<p>Values and Virtues</p> <ul style="list-style-type: none"> • Our value and virtues focus for this half term is Intentional and Prophetic • We will aim to be: Intentional in the way we live and use the resources of the earth, guided by conscience. • Prophetic in the examples we set to others • Read through the Intentional and Prophetic presentation then complete the activity provided. 	
<p>English</p> 	<ul style="list-style-type: none"> • This week your English activities are going to build up your skills and knowledge in order for you to write a persuasive letter to Mrs Beardmore (next week). All the activities are explained in the Literacy support pack provided and printable sheets are behind the Literacy star on the Y5 home learning packs page. • LBQ - login at www.lbq.org - you have been set 3 spelling tasks this week and 1 grammar task. • Please see the weekly English PDF for an explanation/guide for the grammar and vocabulary tasks. 	
<p>Reading</p> 	<ul style="list-style-type: none"> • LBQ - login at www.lbq.org - you have been set 3 non-fiction reading tasks this week all about David Attenborough. 	

	<ul style="list-style-type: none"> Accelerated Reader - you can now access the 'Accelerated Reader' system at home to take quizzes. Please follow this link: https://ukhosted5.renlearn.co.uk/2248169/ 	
<p>Maths</p> 	<ul style="list-style-type: none"> LBQ - login at www.lbq.org - you have been set 3 maths tasks this week (Monday, Tuesday and Wednesday) There will also be 2 activities on 'My Maths' for you to log on and complete (Thursday and Friday) There are also 5 maths activity sheets for you to complete which are linked to your LBQ and My Maths tasks All tasks on LBQ and My Maths will have an explanation or guide on this week's maths PDF. 	
<p>Science</p> 	<p>Evolution and Inheritance- Evolution</p> <ul style="list-style-type: none"> Work through 'Theory of Evolution' presentation clicking on the different people to learn about them. <p>Complete the 'Evolutionary Ideas - True or False' activity sheet using the fact sheets to help you.</p>	
<p>PSHE</p> 	<p>Black Lives Matter</p> <ul style="list-style-type: none"> Look at the poster and think about what Black Lives Matter means. Read PSHE picture news document - thinking/discussing the questions posed. Read Shola Richards experience when prompted - think about the racism that affects his daily life. 	
<p>Geography</p> 	<p>Maps- Compass Points</p> <ul style="list-style-type: none"> This week you're going to be using compass points. I always use Never Eat Shredded Wheat to help me remember the order of compass directions! Or Naughty Elephants Squirt Water! Work your way through the Compass Points presentation - it would be great if you had a partner to work with for one task. Maybe an adult or sibling could work with you? Task 1 - Complete the compass points task giving directions to different locations in the town Task 2- Figure out where towns are in relation to each other from the descriptions given. 	
<p>Art</p> 	<p>Still Life</p> <p>This week we are going to begin to look at still life paintings/drawings and we will build up to drawing/painting our own composition.</p> <ul style="list-style-type: none"> Work through the presentation on Still Life - 	

	<p>learning about what it is and looking at different artists work.</p> <ul style="list-style-type: none"> • Watch the video tutorial on drawing and have a go yourself of sketching an object of your choice focusing on the outline, edges and shading. You'll need a pencil and blank paper. 	
<p>Computing</p> 	<p>Coding</p> <ul style="list-style-type: none"> • Try some Harry Potter coding! Harry Potter: Learn to Code and Make Magic https://hourofcode.com/kanohp 	
<p>PE</p> 	<ul style="list-style-type: none"> • Try the PE activities in the document provided • Play 'Rolling Penalties' with a family member • 8 minute work-out with Joe Wicks https://www.youtube.com/watch?v=YIB2SJnBHBQ • Harry Potter themed Yoga https://www.youtube.com/watch?v=R-BS87NTV5I 	
Other Ideas	<ul style="list-style-type: none"> • How many times can you throw a ball, clap then catch it in a minute? Can you beat your record? • Try the paper aeroplanes task - why not compete against a family member? • Try the brain teasers to get you really thinking! 	
<p>Congratulations!</p> 	<p>Well done to everyone who is working hard at home! You are all amazing!</p> <ul style="list-style-type: none"> • A special well done this week to Evie and Esther who have shown great commitment in completing all their maths and literacy tasks on LBQ to a high standard. Keep up the good scores! 	