

Curriculum Information - Year Five - Summer 2 - wb 29th June 2020
Home Learning Weekly Overview

Dear Year 5 pupils and parents/carers,

We hope you are all well and have enjoyed the sunshine. We're really missing you all and wish you could be back in school.

It is lovely to see and speak with you in our Teams meetings - don't be shy! We would love to hear what you have been doing and answer any questions you have.

Remember to check the weekly maths and literacy PDF presentations which recap facts, give you support and examples for your My Maths and LBQ tasks and don't forget we are here to help you with anything you are unsure of too. Also don't forget to check if you've had feedback on your My Maths activities - look back at your completed tasks.

We would love to see any work that you've been doing at home. Please feel free to email us anything you would like to share.

If you have any questions then please do not hesitate to contact Mr Goodwin
rgoodwin@stmarysnewman.co.uk

Stay safe and God Bless,
Mr Goodwin & Miss Kealey

RE




Good Shepherd Mass






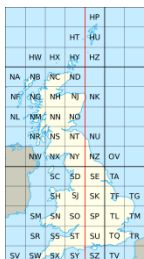


- Attend the Good Shepherd Mass at 10am on Monday which can be accessed on this website
<https://www.stchadscathedral.org.uk/>
- Read the Good Shepherd presentation and reflect on the meaning of the passage.
- Answer the questions posed on the final slide.
- We take part in the Father Hudson Good Shepherd appeal every year - why not find out more about who the charity help and why?









English



- This week you will be completing your big write - a persuasive letter to Mr Beardmore to convince him to stop homework. Other activities will begin to build up the skills needed to write a non-chronological report for your next big write. All the activities are explained in the Literacy support pack provided and printable sheets are behind the Literacy star on the Y5 home learning packs page.
- LBQ - login at www.lbq.org - you have been set 2 spelling tasks this week (Tuesday and Thursday) and 2 punctuation tasks

	<p>(Thursday and Friday).</p> <ul style="list-style-type: none"> Please see the weekly English PDF for an explanation/guide for the grammar and vocabulary tasks. 	
<p>Reading</p> 	<ul style="list-style-type: none"> LBQ - login at www.lbq.org - you have been set 3 reading tasks (Monday, Wednesday and Friday) Accelerated Reader - you can now access the 'Accelerated Reader' system at home to take quizzes. Please follow this link: https://ukhosted5.renlearn.co.uk/2248169/ 	
<p>Maths</p> 	<ul style="list-style-type: none"> LBQ - login at www.lbq.org - you have been set 3 maths tasks this week (Monday, Tuesday and Wednesday) which are related to converting time and reading timetables. There will also be 2 activities on 'My Maths' for you to log on and complete (Thursday and Friday) which are about converting time units and rounding. There are also 5 maths activity sheets for you to complete which are linked to your LBQ and My Maths tasks (answers on the 2nd page for each activity). These can be found behind the maths star on the Y5 home learning page. All tasks on LBQ and My Maths will have an explanation or guide on this week's maths PDF. 	
<p>Science</p> 	<p>Evolution and Inheritance- Evidence for Evolution</p> <ul style="list-style-type: none"> Read through the Evidence for Evolution presentation - carrying out the mini-tasks as you go. Complete the Fossil Evidence for Evolution activity sheets Extension task - create your own fossil record (See format provided) 	
<p>Geography</p> 	<p>Maps - Grid References</p> <ul style="list-style-type: none"> This week you are going to become more confident in recognising map symbols and reading grid references. Read through the grid references presentation - carrying out any mini-tasks along the way Complete Cracking the Code activity - answers provided so you can check your own work. 	
<p>Art</p> 	<p>Still Life</p> <ul style="list-style-type: none"> This week we will continue to build up the skills in order to draw/paint our own still life composition particularly focusing on shading. Look at the Still Life presentations and watch 	

	<p>the video tutorials on drawing (links in presentation).</p> <ul style="list-style-type: none"> Complete the shading tasks explained on the final slide. 	
<p>French</p> 	<p>Body Parts</p> <ul style="list-style-type: none"> Recap the names for the body parts in French https://www.bbc.co.uk/teach/class-clips-video/french-ks2-masculine-and-feminine-body-parts/zn84d6f Have a go of singing 'Heads, Shoulders, Knees and Toes' in French! https://www.youtube.com/watch?v=eVbbLXPdJKQ Complete the monster activity sheet - follow the instructions to draw a monster e.g. 3 eyes, 2 noses etc. Then draw your own monster and label in French. (Vocabulary sheet provided to support you) 	
<p>PE</p> 	<ul style="list-style-type: none"> Try some exercises from Joe Wicks 8 minute workout cards (behind PE star on Y5 home learning page) Join Joe Wicks for an 8 minute workout https://www.youtube.com/watch?v=uqLNxJe4L2I Try these lessons from #Thisispe to develop: coordination with ball skills and throwing with accuracy <ul style="list-style-type: none"> ✓ https://www.youtube.com/watch?v=IvySZYSZFNY&list=PLYGRaluWWTojV3An2WEgsQ4qGFy_91jDL&index=3&t=0s ✓ https://www.youtube.com/watch?v=tHRvquNKf1Q&list=PLYGRaluWWTojV3An2WEgsQ4qGFy_91jDL&index=4 	
<p>Other Ideas</p> 	<ul style="list-style-type: none"> Have your own mini-sports day at home! Compete against your parents/siblings. Races could include: egg and spoon, sprint, holiday race, obstacle course. Use your imagination! Create a piece of art from leaves or twigs or other natural materials you can find in your garden/on a local walk. 	
<p>Congratulations!</p> 	<p>Well done to everyone who is working hard at home! You are all amazing!</p> <ul style="list-style-type: none"> An extra special well done this week to Elicia. She has not only worked hard when she was at home but has carried this on as she has returned to school; producing tremendous art work and super adjectives work. Keep up the fantastic attitude and learning! 	