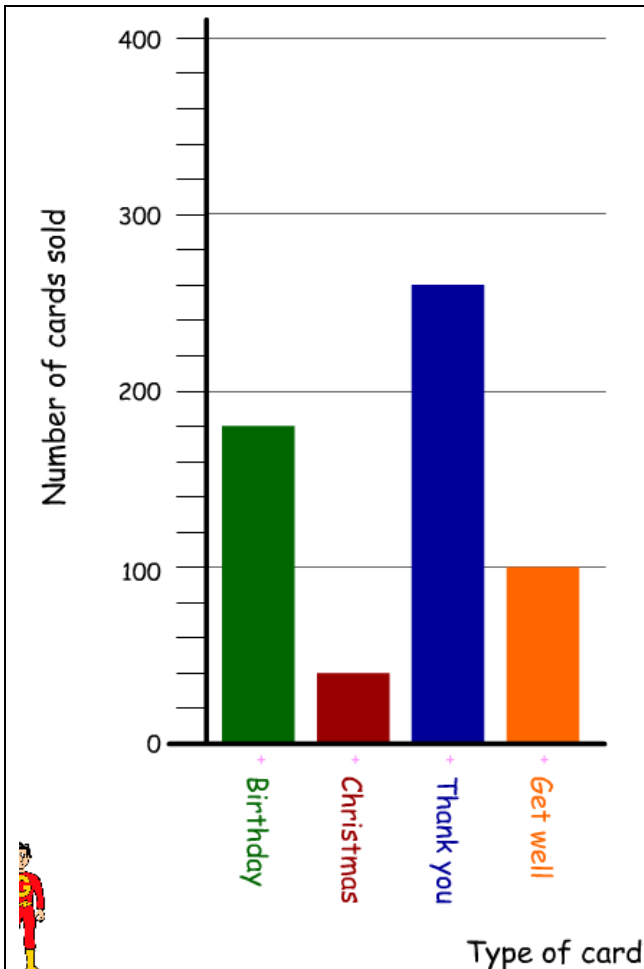
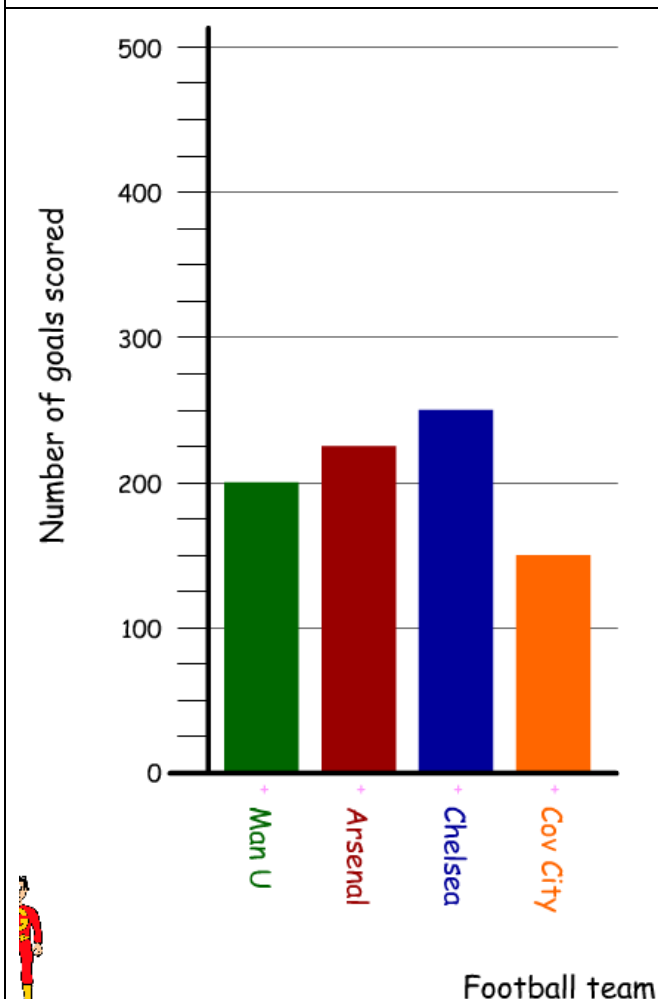


Interpreting Bar Charts

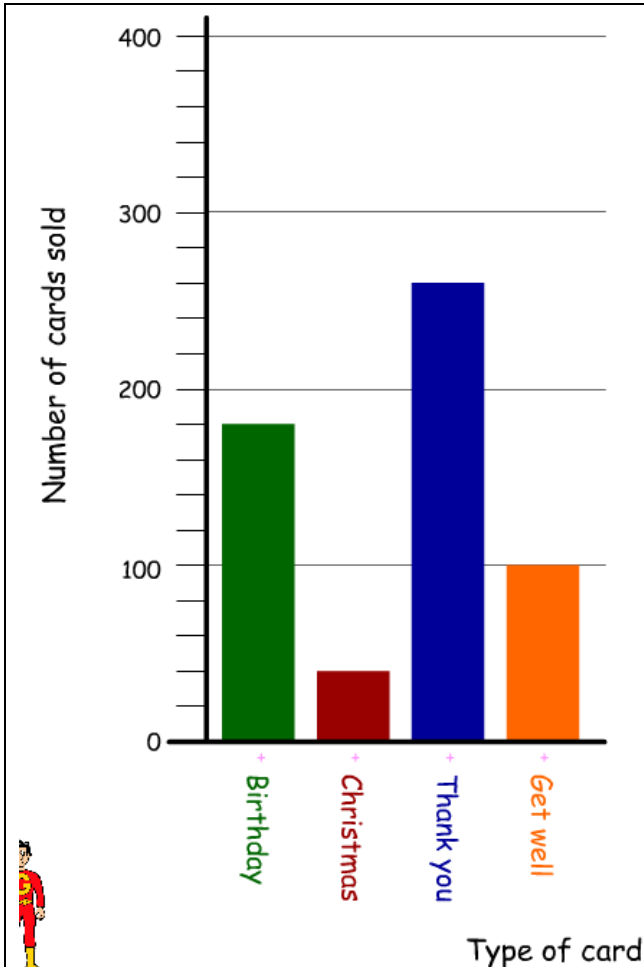


- a) How many Birthday cards were sold?
- b) How many Thank You cards were sold?
- c) How many fewer Christmas cards were sold than Birthday cards?
- d) How many more Thank You cards were sold than Get Well cards?
- e) If I added the Christmas cards and get well cards together - how many more would I need to add to match the Birthday cards?
- f) Sue says double the amount of Get well cards were sold compared to Christmas - is this true?
- g) How many cards were sold altogether?

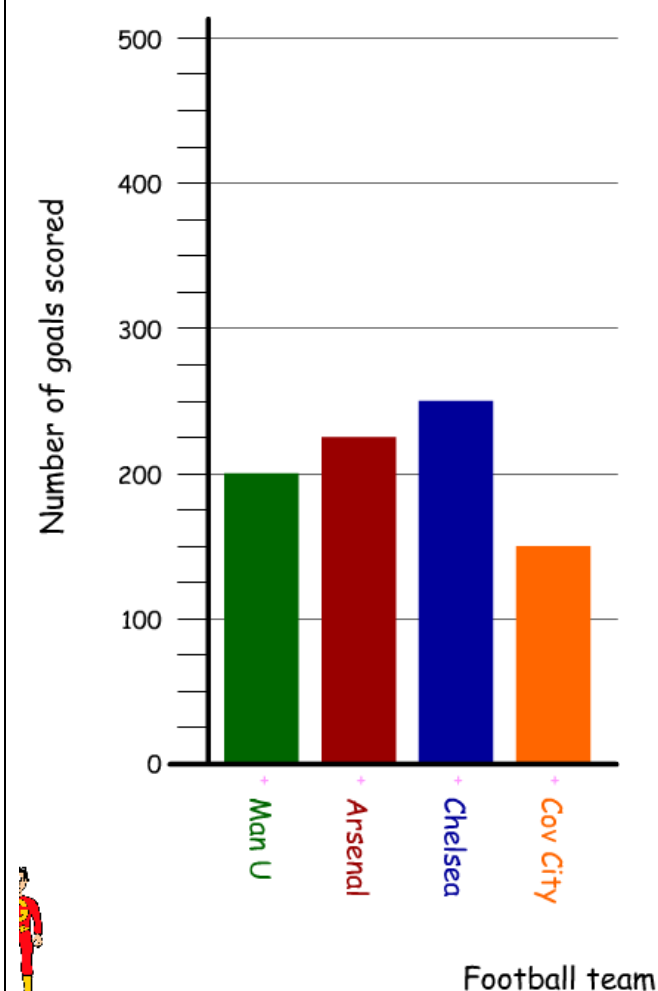


- h) How many goals less did Arsenal score than Chelsea?
- i) How many more goals did Chelsea score than Man U?
- j) How many goals were scored by Cov City and Arsenal?
- k) How many goals were scored altogether?
- l) What would the total number of goals scored be rounded to the nearest 100?

Answers



- a) How many Birthday cards were sold? **180**
- b) How many Thank You cards were sold? **260**
- c) How many fewer Christmas cards were sold than Birthday cards? **140**
- d) How many more Thank You cards were sold than Get Well cards? **160**
- e) If I added the Christmas cards and get well cards together - how many more would I need to add to match the Birthday cards? **40**
- f) Sue says double the amount of Get well cards were sold compared to Christmas - is this true? **No double 40 is 80 not 100**
- g) How many cards were sold altogether? **580**



- h) How many goals less did Arsenal score than Chelsea? **25**
- i) How many more goals did Chelsea score than Man U? **25**
- j) How many goals were scored by Cov City and Arsenal? **375**
- k) How many goals were scored altogether? **825**
- l) What would the total number of goals scored be rounded to the nearest 100? **800**

