

Home Learning Information  
Week Beginning: 4<sup>th</sup> May 2020




Our focus this week is continues with 'The Very Hungry Caterpillar' and 'Minibeasts'.


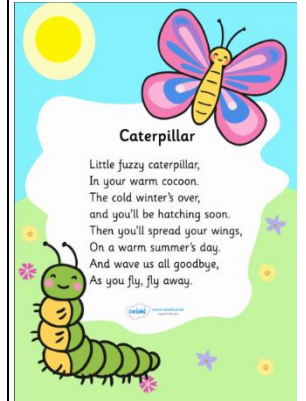


We will use the 'Oak National Academy' website this week to complete an outdoor activity! <https://www.thenational.academy/> (weather permitting) You can always save this for another time or day.












This free online classroom offers lots of lovely activities with opportunities for literacy, maths, P.E and Foundation subjects. This week I would like you to have a go at the 'My face in nature activity' where you can use outdoor/or indoor objects to create a self portrait.

<https://www.thenational.academy/reception/foundation/my-face-in-nature-reception-wk1-5>

Please send continue to send in your work and photographs to my email: [dmolloy@stmarysnewman.co.uk](mailto:dmolloy@stmarysnewman.co.uk)

<p style="text-align: center;">RE</p> 	<p>The Easter (Pascal) Candle</p> <ul style="list-style-type: none"> <li>Look at the attached power point and have a go at the worksheet.</li> </ul>	
<p style="text-align: center;">Phonics</p> 	<p><b>Reception Phonics</b> - Live phonics lesson every day at 10:00 (or catch up at any time) Please focus on the <b>Reception videos</b> so not to confuse children</p> <ul style="list-style-type: none"> <li>Please be aware that although these sessions are aimed at Reception, they begin with flashcards sounds that Nursery do have an awareness of so it is great to revise those too. They also demonstrate how to sound out words which is very useful for both parents and children</li> <li><a href="http://asf.ttlit.org.uk/wp-content/uploads/sites/13/2020/04/Letter-to-parents-carers-about-online-phonics-lessons.pdf">http://asf.ttlit.org.uk/wp-content/uploads/sites/13/2020/04/Letter-to-parents-carers-about-online-phonics-lessons.pdf</a> (Please find the attached sheets that I have added to use along these lessons Please do not rush through these sheets, try and use them alongside the youtube phonics videos. Again these are aimed at Reception but Nursery please feel free to use if you would like)</li> </ul> <p><b>Nursery Phonics</b> - please find the phase I Spy sheets. Please encourage the children to sound out the word e.g. p - a - n and find the pictures. If they cannot read the word please sound it out for them and encourage them to find the picture.</p>	

	<ul style="list-style-type: none"> <li>Phonics play: <a href="https://www.phonicsplay.co.uk/">https://www.phonicsplay.co.uk/</a> Still free to use with online code</li> </ul> <p><b>Whole class</b> - Cat - er - pill - ar has <b>4 syllables</b>. Clap it out. How many syllables does you name have? How about these words: <b>apple, orange, butterfly, cocoon</b> have?</p>	
<p>English</p> 	<p><b>Story Focus</b> - The Very Hungry Caterpillar (Final week)</p> <p>Listen and watch the story here:  <a href="https://www.youtube.com/watch?v=75NQK-Sm1YY">https://www.youtube.com/watch?v=75NQK-Sm1YY</a></p> <p>Next week Miss Molloy will be sharing a story with you. The video will be up on our website to view.</p> <p><b>Rhyme of the week</b> - Little Fuzzy Caterpillar poem</p> <p><b>Vocabulary</b> - <i>Symmetrical, matching, same, different</i></p> <p>Use the pictures to sequence the story and to write a sentence for each picture - worksheet attached</p> <p><b>Writing/mark making activity</b></p> <ul style="list-style-type: none"> <li>Please encourage the children to practise forming their letters correctly. If you need another copy of the letter formation sheet please email me.</li> <li>I would love to hear what books you are sharing at home. I have attached a book review sheet as a template, if you wish you do it in your writing book or drawing book that is also fine. You may want to write sentences about your favourite parts and the characters or draw a picture of your favourite part, the characters. You can complete this using 'The Very Hungry Caterpillar' or a book of your choice that you have particularly enjoyed sharing!</li> </ul>	
<p>Maths</p> 	<ul style="list-style-type: none"> <li>Lessons from Oak National Academy</li> <li>Top marks maths: <a href="https://www.topmark231s.co.uk/ordering-and-sequencing/caterpillar-ordering">https://www.topmark231s.co.uk/ordering-and-sequencing/caterpillar-ordering</a></li> <li>Please see the maths activities for 3-4 years old! There are some fantastic practical games and fun things to do!</li> <li>Practise counting in 10's and 5's. Write the numbers on card so that you can see the numbers.</li> <li>Sphere rhyme powerpoint. How many faces does a sphere have? Can you find any spheres in your home?</li> </ul> <p><b>Worded problems (Solve practically)</b></p> <p><i>If there are 3 apples, 3 pears and 3 oranges? How many are there altogether?</i></p> <p><i>If there are 5 hungry caterpillars and they each eat 2 pieces of cake? How many pieces of cake were eaten altogether?</i></p>	<p>Shape of the week</p>  <p><i>Sphere</i></p>

<p>Understanding of the World</p> 	<ul style="list-style-type: none"> <li>Can you use fruits to create a fruit kebab? Maybe you could use some of the fruit from the story?</li> </ul>	
<p>Creative</p> 	<ul style="list-style-type: none"> <li>Symmetry Fun! You may or may not know boys and girls but butterflies are <b>Symmetrical</b>? Do you know what that words mean? Have you heard it before? Have a go at completing the symmetrical butterfly sheet! Or if you have paints at home draw out half of a butterfly on one side with paint, fold the paper and watch the symmetrical magic happen!</li> </ul>	
<p>PE</p> 	<ul style="list-style-type: none"> <li>Joe Wicks daily workout (can you get all the family involved?)  <a href="https://www.youtube.com/user/thebodycoach1">https://www.youtube.com/user/thebodycoach1</a></li> </ul>	
<p>Magic Moments</p> 	<p>Please continue to complete "Magic Moments" when you feel that your child has learnt anything new as this will allow us to provide next steps in their learning. Alternatively please continue to send photos and comments to my email.</p>	
<p>Class Target</p> 	<p><b>'To use scissors effectively to cut out a shape'</b></p> <p>Please encourage this at home</p>	
<p>Reading</p> 	<p>I have also attached a link to remind you of the FREE Oxford Reading Tree resources available to you. All you need to do is register and you will have access to free e-books (picture books and worded)</p> <p><a href="https://www.oxfordowl.co.uk/for-home/find-a-book/library-page/?view=image&amp;query=&amp;type=book&amp;age_group=&amp;level=&amp;level_select=&amp;book_type=&amp;series=Oxford+Reading+Tree+inFact#">https://www.oxfordowl.co.uk/for-home/find-a-book/library-page/?view=image&amp;query=&amp;type=book&amp;age_group=&amp;level=&amp;level_select=&amp;book_type=&amp;series=Oxford+Reading+Tree+inFact#</a></p>	

Congratulations!



Well done to everyone who is taking part in home learning – you are all amazing!

- Well done **Madison**! You created a wonderful piece of art! Sharing the story with your family and drawing the things you could remember. You drew the caterpillar, the fruit he ate and a beautiful butterfly! We were so impressed with your name writing too!
- Well done **Jessica Ramos**, you have been busy being active and joining in with P.E activities with your big brother!
- Well done to **Jessica Ryder** who has been very busy at home, making a beautiful rainbow, practising your letter formation and using construction to build!

