

Literacy Lessons Pack

Week Beginning 13th July

In this pack you will find instructions and support for your daily literacy tasks.

Monday 13th July 2020

Today you are going to complete the word roots lesson set by St Margaret Ward.

Remember

A basic word to which affixes (prefixes and suffixes) are added is called a root word because it forms the basis of a new word. The root word is also a word in its own right. For example, the word lovely consists of the word love and the suffix -ly.

Follow the link in the overview or click below
Year 5 Transition Lessons

Tuesday 14th July 2020

Today we are going to recap word classes.

- Read the separate word classes presentation provided to recap nouns, verbs, adjectives, adverbs, pronouns, prepositions, conjunctions and determiners.
- Task: Read the rainforest description passage. Find examples of the different word classes and write them in the correct column in the table provided.

Wednesday 15th July 2020

Today we are going to look at identifying and using figurative language.

On the right are examples of different types of figurative language.

To recap the definitions of the different types, look at the separate figurative language presentation provided.

Figurative Language

Metaphor

She is a ray of sunshine.
Heart of stone.
He is the light of my life.
A rollercoaster of emotions.

Personification

The snow speaks.
The grass tickled my feet.
The leaves danced on the trees.
The husky corn spoke.

Onomatopoeia

Crash! Splash! Boom!
Pop! Bam! Snap!
Honk! Buzz! Drip!
Swish! Ring! Crackle!

Alliteration

Evil eagles eat eels.
Dreary, dismal darkness.
Pretty purple purses.
Adjectives and adverbs.

Simile

Pure as snow.
Quiet as a mouse.
Busy as a bee.
Cute as a kitten.

Idiom

Time flies.
Cat got your tongue.
Broken heart.
Face the music.

Hyperbole

For the millionth time, be quiet!
He's got a brain the size of a pea.
These shoes are killing me.
Speed up- a snail can go faster than you!

Tasks

- Task 1: Identify the figurative language used in the sentences and write 3 sentences of your own using figurative language.
- Task 2: Read the Rainforest description and identify the word classes/descriptive and figurative included in the passage.

Thursday 16th July 2020

Today we are going to plan your big write - a journey through the rainforest.

Imagine you are walking through the Amazon Rainforest - what would you see? What would you hear? What would you feel? What would you be thinking about? (use your senses - some ideas on next slide).

Think about the animals you've learnt about and what the climate is like. Don't forget there can be rivers and waterfalls. You may even see evidence of deforestation.

Look at the photos in this presentation to inspire you/give you ideas.

Use the planning sheet provided to help you make notes.



shiny

glittering

swooping

soaring

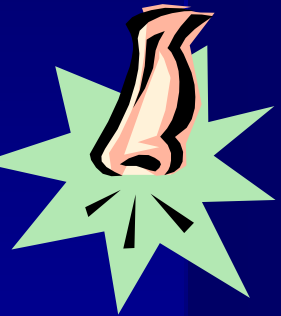
bright

colourful

murky

dark

colossal



pungent

fragrant

fresh

sweet

juicy



rushing

croaking

squawking

gushing

chattering

slithering

scaly


slimy

humid

smooth


sharp

rough



The five senses adjectives





MONGABAY





Friday 17th July 2020

Today you are going to complete your Big Write - a journey through a rainforest.

You will need to use your planning from yesterday. You could also look back at the rainforest descriptions from Tuesday's and Wednesday's lessons for ideas.

There is a writing frame if you are finding it tricky to get started or if you want some ideas for how to structure your writing. Try to improve the sentence starters like 'I feel...' (which is telling) to make them more sophisticated e.g. 'Leaves gently tickle my forearm, making me giggle.'

Look at the success criteria on the next page - use this to help you with your writing.

Success Criteria

- I can write in the 1st person (I, my etc.)
- I can write in a consistent tense (present or past).
- I can describe the rainforest using my senses.
- I can use powerful verbs.
- I can use powerful adjectives.
- I can use figurative language.
- I can organise my writing in paragraphs (new paragraph for change in time, location, subject).
- I can punctuate my work accurately.