

Home Learning Information  
Week Beginning: 11<sup>th</sup> May 2020

Our focus this week is continues with 'Minibeasts'.

Please send continue to send in your work and photographs to my email: [dmolloy@stmarysnewman.co.uk](mailto:dmolloy@stmarysnewman.co.uk)

RE



- The story of the 'Feeding of the 5000'
- Look at the Powerpoint
- In your book write a sentence about 'What is a miracle?' and 'Why did Jesus perform this miracle?'
- In this story we see Jesus helping other people. It is important that we try to follow Jesus. How can we help people today? This week, can you try to carry out one good deed.



Phonics




**Reception Phonics** - Live phonics lesson every day at 10:00 (or catch up at any time) Please focus on the **Reception videos** so not to confuse children <http://asf.tlt.org.uk/wp-content/uploads/sites/13/2020/04/Letter-to-parents-carers-about-online-phonics-lessons.pdf>


Please remember that when you are learning a new phoneme (sound) for example 'oa - b - oa -t', try to encourage the children to read words containing this sound and spell them too. It is also important to practise reading them in a sentence and not just on their own.







- 'oa' worksheet - you have to roll the dice or number game where the child chooses a number from the board and reads the 'oa' phoneme
- 'oo' worksheet - using the sheet start by finding and writing all of the 'oo' words and then see if you can fill in the others
- 'ar' worksheet - together with you adult share the 'Shark in the park' sentences and see if you can be a phonics detective and spot the 'ar' words. You might need some support with this, take your time and read slowly.
- Also lots of parents have been asking about how to encourage the children to have a go at writing and spelling independently. I have attached a 'Phase 3 Ispy spotter game' this focuses on sounds 'ch, sh, th, ng' use each sound one at a time and see if the children can pick out words with the 'ch' phoneme and see if they can sound them out and write them.

**Nursery Phonics** - Just to repeat from last week, although the above activities are aimed at **Reception**, please feel free to use if you would like and think these would challenge your child.

- 'Phase 2 home learning challenge sheet' - these are useful activities that can be done around the house using different phonemes.
- 'CVC matching initial sound' - Each picture has the initial sound missing from the word, see if you can have a go at finding and matching the initial sound, you may wish to write the word out in your book to practise your letters. If you want to challenge further with this you may want to find the middle sound or end sound rather than just the beginning. For example p - i - \_\_ (pig)/ b - \_\_ - s

	<p>(bus).</p> <ul style="list-style-type: none"> <li>Phonics play: <a href="https://www.phonicsplay.co.uk/">https://www.phonicsplay.co.uk/</a> Still free to use with online code</li> </ul> <p><b>Whole class</b> – sounds in the environment – can you go on a sound hunt around your home and garden? What are the different sounds you hear? Are they quiet sounds? Loud sounds? Repeating, slow or fast?</p>
<p>English</p> 	<p><b>Story Focus</b> - 'Mad about Mini beasts'</p> <p>Listen and watch the story here:  <a href="https://www.youtube.com/watch?v=SW-7MgHEZOE">https://www.youtube.com/watch?v=SW-7MgHEZOE</a></p> <p><b>If you do not have access to this link, instead of sharing this book please feel free to share one of your favourite stories from home. This story is mainly centred around different types of mini beasts and their appearance. This is something you could talk about together.</b></p> <p>This week on our website you will see myself (Miss Molloy) sharing the story of 'The Very Hungry Caterpillar' I hope you enjoy!</p> <p><b>Rhyme of the week</b> - 'Lots of mini beasts' (see attached sheet)</p> <p><b>Vocabulary</b> – mini beast, wings, antennae, habitat</p> <p>Use the pictures to sequence the story and to write a sentence for each picture – worksheet attached</p> <p><b>Writing/mark making activity</b></p> <p>I have spoken to lots of parents who have asked about children's writing and letter formation and so I thought this week would be a good opportunity to focus on letter formation and children's marking making. We want children to adopt a love of writing and to enjoy what they are writing about. I have re attached the letter formation sheet so that you can see the correct formation for each letter. Please where possible encourage the children (more importantly Reception) to write on the lines. I understand that it is difficult and please know that this takes time and practise and so I have written below some ideas for opportunities for the children to mark make and write freely where they have the chance to develop their pencil control.</p> <ul style="list-style-type: none"> <li>Drawing a picture (using their own ideas and imagination – they could label the picture to extend writing)</li> <li>Writing a letter to a missed loved one</li> <li>Drawing a treasure map (label with the different destinations)</li> <li>Build with your construction and then have a go at drawing and labelling what you have created</li> <li>Write down a list for shopping</li> <li>Write down a list of the ingredients for baking or cooking</li> <li>Make and write your own cards</li> </ul>



	<ul style="list-style-type: none"> <li>• Draw your favourite mini beast!</li> <li>• Mrs Capper has also kindly shared a daily drawing challenge for you!</li> </ul>	
<b>Maths</b> 	<ul style="list-style-type: none"> <li>• Lessons from Oak National Academy</li> <li>• Practise counting in 10's and 5's. Write the numbers on card so that you can see the numbers.</li> <li>• Cube rhyme powerpoint. How many faces does a cube have? Can you find any cubes in your home? Can you make the number cube net?</li> </ul> <p>This week we are going back to measuring and focusing on <b>'Weight'</b></p> <ul style="list-style-type: none"> <li>• Please think about, introduce and discuss the words 'heavy, light, heavier, lighter, heaviest, lightest'. For example a 'A lion is heavy, an elephant is heavier but a blue whale is the heaviest'</li> <li>• Here is an interactive game focuses on heavy and light <a href="https://pbskids.org/peg/games/happy-camel">https://pbskids.org/peg/games/happy-camel</a></li> <li>• Can you find things around your home and put them in order from lightest to heaviest? You may wish to weigh some if you have scales</li> </ul> <p><b>Worded problems (Solve practically)</b></p> <p><i>If Miss Molloy has 10 pencils and she must share them between 5 children? How many would they each have?</i></p> <p><i>Miss Molloy has 2 bikes, 2 skipping ropes and 2 bats. How many pieces of equipment does she have altogether?</i></p>	<p>Shape of the week</p>  <p><i>Cube</i></p>
<b>Understanding of the World</b> 	<p>Another fantastic opportunity when learning about weight is by cooking and baking together? Encourage the children to help you weigh different amounts out using grams. Which ingredient weighed the most and how do you? Was the number bigger?</p>	
<b>Creative</b> 	<p>Using our theme from phonics and environmental sounds can you make your own sound? You may wish to have a go at making a musical instrument using a plastic bottle and filling it with beads, rice, pasta or other noise making materials! You can decorate this and use it for the special 'NHS clap next Thursday'</p>	

<p>PE</p> 	<ul style="list-style-type: none"> <li>Joe Wicks daily workout (can you get all the family involved?)</li> </ul> <p><a href="https://www.youtube.com/user/thebodycoach1">https://www.youtube.com/user/thebodycoach1</a></p>	
<p>Magic Moments</p> 	<p>Please continue to complete "Magic Moments" when you feel that your child has learnt anything new as this will allow us to provide next steps in their learning. Alternatively please continue to send photos and comments to my email.</p>	
<p>Class Target</p> 	<p><b>'To use scissors effectively to cut out a shape'</b></p> <p>Please encourage this at home</p>	
<p>Reading</p> 	<p>I have also attached a link to remind you of the FREE Oxford Reading Tree resources available to you. All you need to do is register and you will have access to free e-books (picture books and worded)</p> <p><a href="https://www.oxfordowl.co.uk/for-home/find-a-book/library-page/?view=image&amp;query=&amp;type=book&amp;age_group=&amp;level=&amp;level_select=&amp;book_type=&amp;series=Oxford+Reading+Tree+inFact#">https://www.oxfordowl.co.uk/for-home/find-a-book/library-page/?view=image&amp;query=&amp;type=book&amp;age_group=&amp;level=&amp;level_select=&amp;book_type=&amp;series=Oxford+Reading+Tree+inFact#</a></p>	
<p>Congratulations!</p> 	<p>Wishing Sophie Simcock a big, very special 4<sup>th</sup> HAPPY BIRTHDAY! Have a wonderful day Sophie ☺</p> <p><b>Once again thank you and well done to everyone who is taking part in home learning - you are all amazing!</b></p> <ul style="list-style-type: none"> <li>Jessica Ramos has been busy creating Gluten free pizzas and caterpillar cakes!</li> <li>Sophie Simcock has been writing and practising her reading and phonics!</li> <li>Penelope has retold the story of 'The Hungry Caterpillar' using the pictures, she had read sentences and matched them to the story!</li> <li>Eughann has been busy measuring all things around the house and writing super sentences!</li> <li>Gaby and Grace have been practising the 'sh' phoneme and using this to draw pictures and write words! They have also been practising their polish!</li> </ul>	

- Enzo has been busy preparing for VE day, he has decorated his house with lovely bunting and he has wrote a list of lovely food ready for afternoon tea!
- Sebastian has also been preparing for VE day making huge posters to display on his wall using paints and colouring!

## Lots of Minibeasts

(Sing to the tune of 'Head, Shoulders, Knees and Toes'.)

Ants, worms and bumblebees,  
Bumblebees.

Ants, worms and bumblebees,  
Bumblebees.

Oh, lots of min-i-beasts on plants and trees.

Ants, worms and bumblebees,  
Bumblebees.

Snails, pretty butterflies,  
Butterflies.

Snails, pretty butterflies,  
Butterflies.

Oh, see them crawl or flying in the sky,

Snails, pretty butterflies,  
Butterflies.

La-dy-birds and beetles,  
And beetles.

La-dy-birds and beetles,  
And beetles.

Oh, minibeasts can wriggle, fly and crawl.

La-dy-birds and beetles,  
And beetles.