

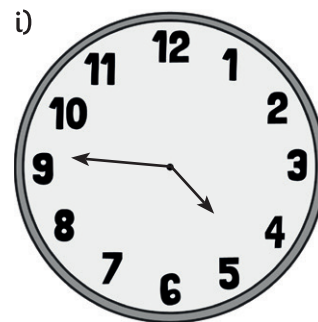
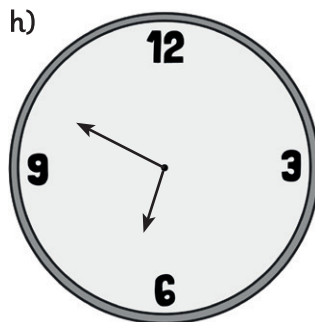
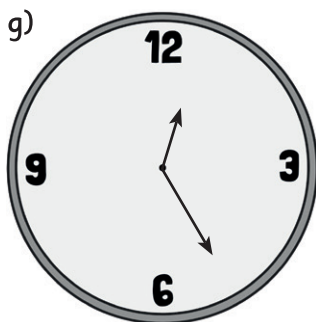
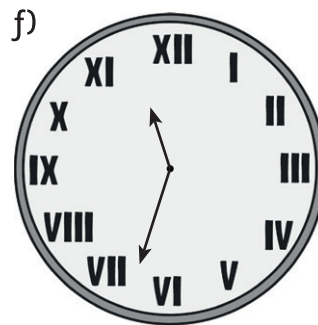
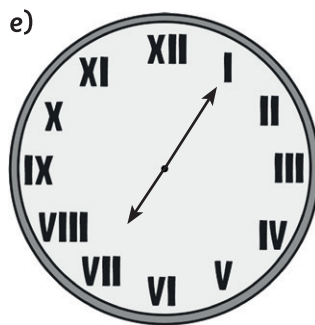
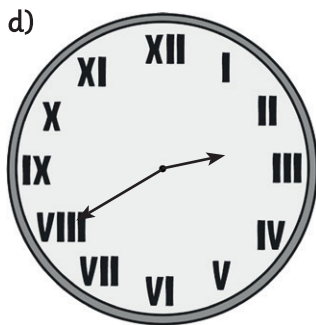
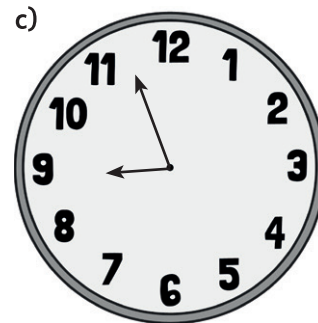
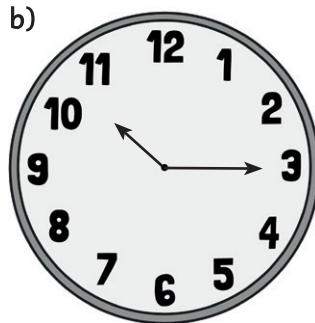
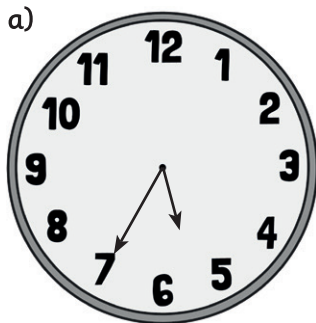
Name:

Date:

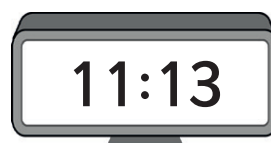
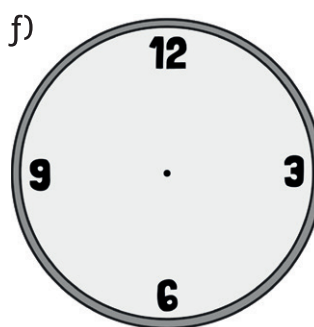
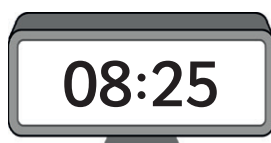
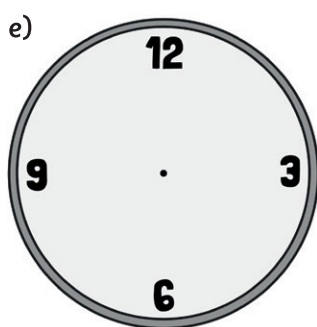
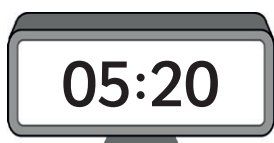
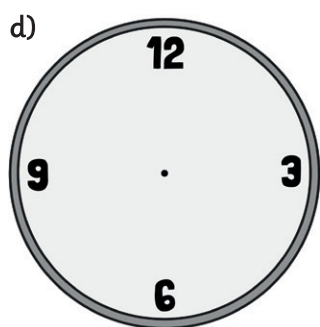

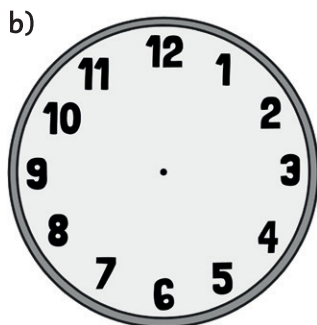
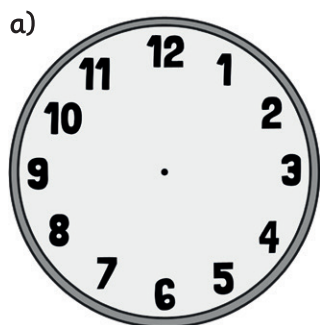
Key Stage 2 Maths Practice Reasoning: Read, Write and Convert 12 Hour Times



1. Convert the following times on these analogue clocks to digital time on a 12 hour clock.









2. Draw the following times on these clock faces.



Answer Sheet: Key Stage 2 Maths Practice Reasoning:

Read, Write and Convert 12 Hour Times



| question | answer | notes |
|-----------|---|-------|
| 1. | | |
| a | 05:35 | |
| b | 10:15 | |
| c | 08:57 | |
| d | 02:40 | |
| e | 07:05 | |
| f | 11:33 | |
| g | 12:25 | |
| h | 06:50 | |
| i | 04:46 | |
| 2. | | |
| a |  | |
| b |  | |
| c |  | |
| d |  | |
| e |  | |
| f |  | |