



# Year 2 SATs Information Evening

January 2025  
Miss Boon

## Aims

- To give parents an understanding of what SATs are.
- To give an outline of the tasks and the SATs tests.
- To give tips for what you can do as parents to help.

## What are SATs?

- SATs = Standard Assessment Tasks (No set days but must be administered during May 2023)
- KS1 SATs papers are taken by pupils in Year 2 as part of the National Curriculum assessment programme.
- SATs inform Teacher Assessments.
- 2016 a number of changes were introduced from previous years SATs.
- September 2014 - new curriculum therefore May 2016 assessments revised.

## What are SATs?

Children are assessed in -

- Reading (2 papers)
- English (Grammar, punctuation and spelling)
- Mathematics (2 papers - arithmetic and reasoning)

Teachers must administer the English reading and mathematics tests to help make a secure judgement for their final TA at the end of KS1. The tests make up one piece of evidence for the overall TA judgement.

## Why are we doing SATS?

- SATs are now non-statutory and optional.
- The Newman Catholic Collegiate have decided to use them to support in the measurement of pupil achievement and to help identify where pupils need additional support as they transition to KS2.
- The tests are also used to inform teacher assessment judgements using the optional teacher assessment frameworks.

## Teacher Assessment

- If children do not perform to ability in test teacher assessment can be used.
- Children will not know that they are taking SATs, done as subtly as possible.
- Class teachers will normalise this process and ensure that children feel confident and prepared.

# Reporting Scaled Scores

- Raw scores translate to scaled scores using a conversion table.

## English reading

Raw score	Scaled score
0	No scaled score
1	No scaled score
2	No scaled score
3	85
4	85
5	85
6	86
7	87
8	88
9	88
10	89
11	90
12	91
13	91
14	92
15	93
16	93
17	94
18	95
19	95
20	96

Raw score	Scaled score
21	97
22	97
23	98
24	99
25	99
26	100
27	101
28	101
29	102
30	103
31	104
32	105
33	106
34	107
35	108
36	109
37	111
38	112
39	114
40	115

# Reading

- Children will complete two papers:

- The texts will cover a range of fiction, non-fiction and poetry
- Paper 1 consists of a selection of texts, with questions interspersed questions.
- Paper 2 comprises a reading booklet of a selection of text. Children will answer questions in a separate booklet.

# Reading Questions

- There will be a **variety of question types**:
  - **Multiple choice**
  - **Ranking/ordering** - Number the events below
  - **Matching** - 'Match the character to the job that they do in the story'
  - **Labelling** - 'Label the text to show the title'
  - **Find and copy** - 'Find and copy one word that shows what the weather was like in the story'
  - **Short answer** - 'What does the bear eat?'
  - **Open-ended answer** - 'Why did Lucy write the letter to her grandmother? Give two reasons.'

# Lucky Duck

When Lenny was a very little boy, his dad bought him a really special toy duck.

Duck was Lenny's best toy and whatever Lenny did, Duck did too.



## Practice questions

**a** Who gave the toy to Lenny?

Tick **one**.

a boy ☐

his dad ☐

his gran ☐

his mum ☐

**b** What toy did Lenny get?

When they went to the seaside to visit Gran, Lenny made sure there was an extra bucket and spade for Duck. They paddled together and built sandcastles.

When it was time to go home, somewhere in the rush of packing, Duck got lost.



**1** Who lived at the seaside?

Tick **one**.

Dad ☐

Duck ☐

Lenny ☐

Gran ☐

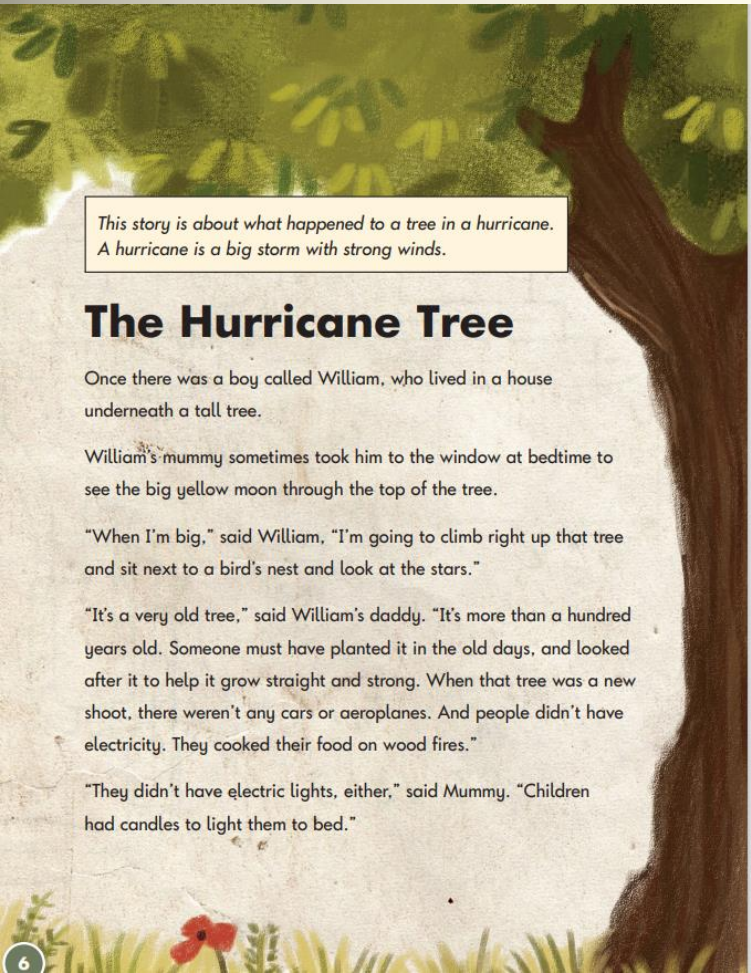
**2** Write **two** things Lenny took to the seaside.

1. \_\_\_\_\_

2. \_\_\_\_\_

1 mark

1 mark



*This story is about what happened to a tree in a hurricane.  
A hurricane is a big storm with strong winds.*

## The Hurricane Tree

Once there was a boy called William, who lived in a house underneath a tall tree.

William's mummy sometimes took him to the window at bedtime to see the big yellow moon through the top of the tree.

"When I'm big," said William, "I'm going to climb right up that tree and sit next to a bird's nest and look at the stars."

"It's a very old tree," said William's daddy. "It's more than a hundred years old. Someone must have planted it in the old days, and looked after it to help it grow straight and strong. When that tree was a new shoot, there weren't any cars or aeroplanes. And people didn't have electricity. They cooked their food on wood fires."

"They didn't have electric lights, either," said Mummy. "Children had candles to light them to bed."

### Questions 9–17 are about *The Hurricane Tree* (pages 6–9)

(page 6)

9 Where was the house?

---



1 mark

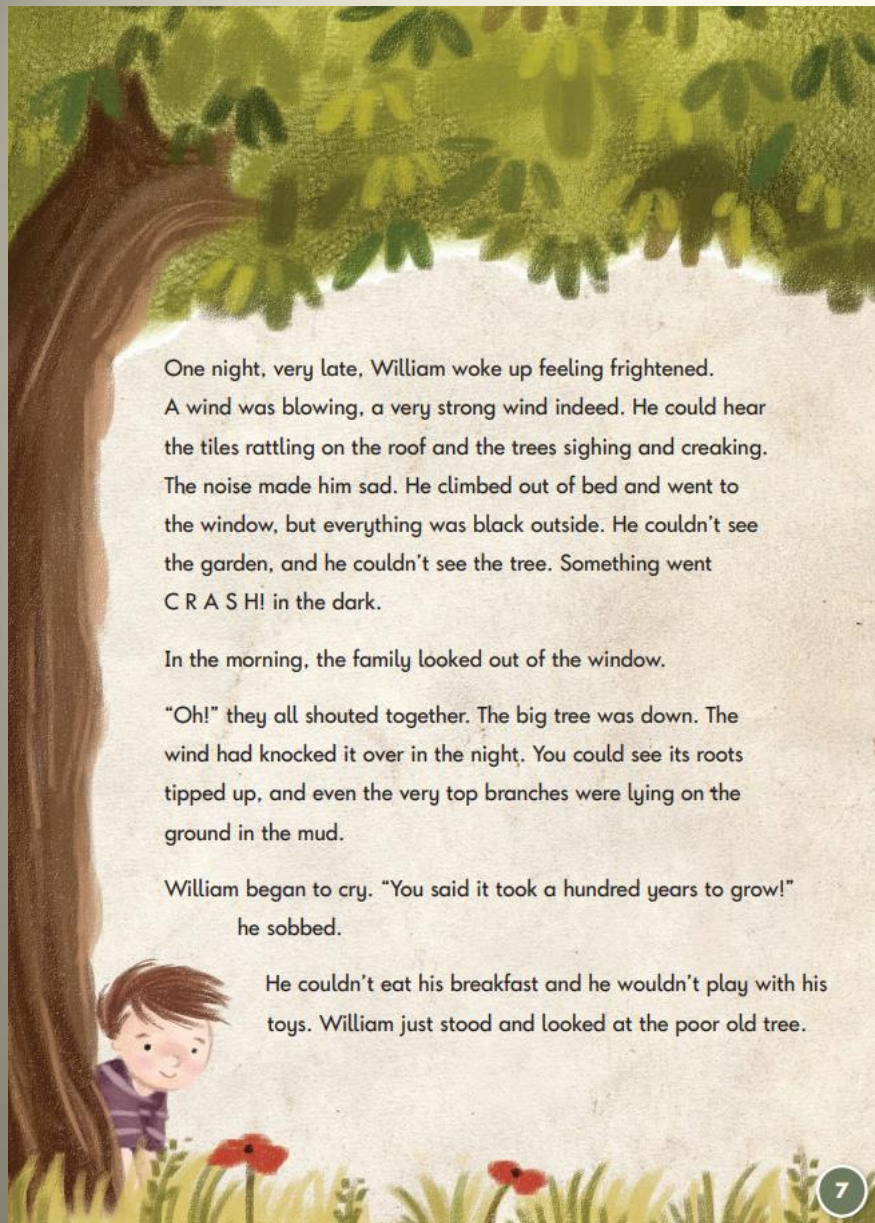
(page 6)

10 Why hadn't William climbed the tree yet?

---



1 mark



One night, very late, William woke up feeling frightened. A wind was blowing, a very strong wind indeed. He could hear the tiles rattling on the roof and the trees sighing and creaking. The noise made him sad. He climbed out of bed and went to the window, but everything was black outside. He couldn't see the garden, and he couldn't see the tree. Something went C R A S H! in the dark.

In the morning, the family looked out of the window.

"Oh!" they all shouted together. The big tree was down. The wind had knocked it over in the night. You could see its roots tipped up, and even the very top branches were lying on the ground in the mud.

William began to cry. "You said it took a hundred years to grow!" he sobbed.

He couldn't eat his breakfast and he wouldn't play with his toys. William just stood and looked at the poor old tree.

7

(page 7)

11 Look at page 7.

Write **two** noises that William heard during the night.

1. \_\_\_\_\_
2. \_\_\_\_\_



1 mark

(page 7)

12 Circle **one** word that shows William felt sorry for the tree.

*William just stood and looked at the poor old tree.*



1 mark



**Festivals**



**The Hurricane Tree**

# Reading Booklet

2022 key stage 1 English reading booklet



# Festivals

## What are festivals?

Festivals are special days or times of the year when people celebrate. People might have time off work or school. At festivals, people dance and sing. Sometimes, they wear beautiful costumes and take part in parades. Often, you will see fireworks at festivals.



**a parade**


People all over the world celebrate many different festivals. Below, you can read about some of them.

## Harvest festivals

Harvest festivals are held in many countries. They celebrate the food that has been grown and harvested to last throughout the winter.

In this country, harvest festivals take place at the end of September. Many schools make displays of food and flowers. They also give food to charity.

Sometimes, bakers will make special harvest loaves. These loaves are shaped like wheat to celebrate the harvest. Wheat is important because it is used in many types of food, including bread.



**a harvest loaf**



**a food box for charity**

Questions 1–8 are about *Festivals*  
(pages 4–5)

(page 4)

- 1 Look at *What are festivals?* on page 4.

What do people sometimes wear at festivals?

---



1 mark

(page 4)

- 2 Look at *Harvest festivals* on page 4.

What does the text say some schools do to celebrate Harvest Festival?

---

(page 4)

- 3 Why do bakers sometimes make bread in the shape of wheat?

Tick **one**.

to celebrate New Year

☐

because children in schools enjoy eating it

☐

to celebrate a harvest

☐

because it makes the bread taste better

☐

1 mark

(page 5)

- 4 What **two** things can you see at **both** the Chinese New Year and Hogmanay festivals?

1. \_\_\_\_\_

2. \_\_\_\_\_



2 marks

# SPAG -

## Spelling, punctuation and grammar

Paper 1 - spelling test of 20 words set in the context of sentences

Paper 2 - Grammar, punctuation and vocabulary test. This will involve a mixture of selecting the right answers, adding the correct punctuation, rewriting with the correct punctuation, explaining why a type of punctuation is used.

English grammar,  
punctuation and spelling

Paper 1: spelling

## Spelling

8. I \_\_\_\_\_ my friend for her help.

☐

9. We are going on holiday on \_\_\_\_\_.

☐

10. I am not allowed to eat too many \_\_\_\_\_.

☐

# English grammar, punctuation and spelling

## Paper 2: questions

1

Write the missing punctuation mark to complete the sentence below.

Can you play my favourite tune

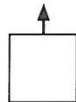
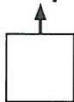
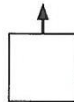
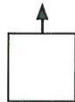


3

Tick one box to show where a **comma** should go in the sentence below.

Tick **one**.

Aisha found some red blue and purple beads in the box.




4

Draw lines to match the groups of words that have the same meaning.

One has been done for you.

I will	it's
you have	I'll
it is	didn't
did not	you've




6

What type of word is underlined in the sentence below?

Poppy held the baby rabbit gently in her arms.

Tick **one**.

an adjective

☐

an adverb

☐

a noun

☐

a verb

☐


9

Tick the sentence that is a **statement**.

Tick **one**.

What an interesting painting!

☐

Can you collect the crayons, please?

☐

James washed the paintbrushes.

☐

Check that your tables are clean.

☐☐

12

Circle the **verbs** in the sentence below.

Yesterday was the school sports day and Jo wore her  
new running shoes.

☐

13 Tick the sentence that is correct.

Tick **one**.

Adam saw his friend in the park and wave.

☐

Adam saw his friend in the park and waved.

☐

Adam sees his friend in the park and wave.

☐

Adam sees his friend in the park and waved.

☐☐

15 Why do the underlined words start with a capital letter?

King Fred had a party at Greystone Palace on Sunday afternoon.

---

---

☐

# Mathematics


Mathematics SATs consist of;

**New arithmetic test introduced (15 minutes)**

This will focus on the four main calculations.

**Mathematical fluency, problem-solving and reasoning test (35 minutes)**

- variety of question types:
- multiple choice,
- matching,
- true/false,
- constrained.



# Mathematics

## Paper 1: arithmetic

3

$$89 + 10 = \boxed{\phantom{000}}$$



7

$$\boxed{\phantom{000}} + 5 = 9$$



10

$$36 + 24 = \boxed{\phantom{000}}$$



12

$$50 - \boxed{\phantom{000}} = 20$$



13

$8 \times 10 = \boxed{\phantom{000}}$



15

$3 \times 3 = \boxed{\phantom{000}}$



17

$35 \div 5 = \boxed{\phantom{000}}$



21

$\frac{1}{2} \text{ of } 30 = \boxed{\phantom{000}}$



# Mathematics

## Paper 2: reasoning

- 6 Match each label to the correct part of the date.

One is done for you.

**date**

Tuesday	28th	April	2020
---------	------	-------	------

**label**

day of the month	day of the week	year	month
------------------	-----------------	------	-------

A line connects '28th' to 'day of the month'.



- 7 Put these numbers in order from smallest to largest.

One is done for you.


76    84    27    45    ~~18~~

18				
----	--	--	--	--

**smallest** **largest**



- 9 Draw **two lines** to divide the square into **quarters**.



- 12 This number sentence equals 18

$$\boxed{1} + \boxed{1} \boxed{7} = \boxed{1} \boxed{8}$$

Now write a **different** number sentence that equals 18





Write **one digit** in each empty box.

$$\boxed{\phantom{0}} + \boxed{1} \boxed{\phantom{0}} = \boxed{1} \boxed{8}$$



15 Draw a line to match each measurement to the correct unit.

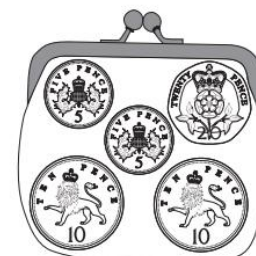

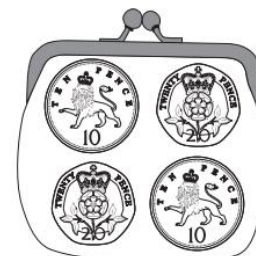

One is done for you.

measurement	unit
 the <b>length</b> of a pencil	kg
 the <b>mass</b> of a bag of potatoes	°C
 the <b>capacity</b> of a cup	cm
 the <b>temperature</b> outside	ml

1 mark


19 Two of these purses have the **same amount** of money.

Tick them.

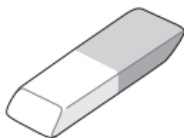


1 mark

28



pencil  
15p



rubber  
25p

Kemi has **£1**

She buys a **pencil** and a **rubber**.

How much **change** does Kemi get from **£1**?

Show  
your  
working

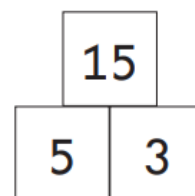
p

2 marks

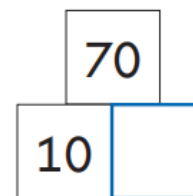
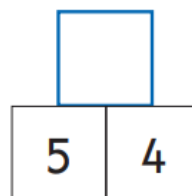
31 Kemi says,

I **multiply** the  
two numbers on the  
bottom row.

The answer is on  
the top row.



Write the **two** missing numbers below.



2 marks

End of test

# How can parents help?

- The best help is interest taken in learning and progress.
- Supporting homework.
- Good communication between the school and home.
- Getting a good sleep on a school night!
- 100% attendance as far as possible.



# How can I help with English?

- Again, reading a variety of texts - the more children read, the more familiar they become with different text types.
- Reading homework - text analysis
- Writing homework - Sentence structure
- Spelling - spelling lists / rules every week
- SPaG homework



# How can I help with Maths?

- Support with homework - not just helping with the Maths but reading the question can really help.
- **TIMES TABLES!!! (2, 5, 10 and 3)**
- **Number Bonds to 20**
- **Counting forwards and backwards in 1s, 2s, 3s, 5s and 10s (from any given number).**
- Help your child to check their work through - this will help them to spot mistakes.



# Useful Websites

- National curriculum assessments:  
practice materials - GOV.UK (www.gov.uk)
- www.oxfordowl.co.uk
- www.phonicsplay.co.uk

# Any questions?

