


Curriculum Information - Year Three and Four - Summer 2

English



- Diary Entry
- Non Chronological Report - Sir Joseph Banks- Links to Plants (Science Unit)
- Non Chronological Report
- Collect and use examples of prepositional phrases to clarify physical features.
- Explore similes (using 'as' and 'like')
- Form subordinate clauses using subordinating conjunctions
- Use of present perfect verb form
- Explore the language of comparison and contrast
- Turn notes into sentences grouping information



RE



Pentecost

Children will know the Story of Pentecost and recognise the change the Holy Spirit brought to the lives of the Apostles. Understand that in the celebration of the Sacraments the Church celebrates the presence of the Holy Spirit.





V O C A B U L A R Y







Pentecost, Apostles, change, Holy Spirit, Sacrament, Baptism, Eucharist.





Prayer




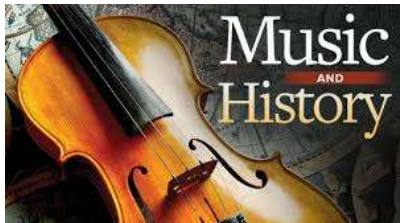
Pentecost and Prayer



	<p>Children will know that Jesus valued his relationship with God his Father in prayer. They will understand that people can pray in different ways and will be able to talk about different styles of prayer and some symbols used to help people to pray.</p>	
<p>Maths</p> 	<p><u>Year 3</u></p> <ul style="list-style-type: none"> • Interpret and construct simple pictograms, tally charts, block diagrams and simple tables • Constructing and interpreting tally charts using tallies up to 30 and where questions refer to totalling. • Constructing and interpreting tally charts using tallies up to 30 and where questions refer to totalling, comparing, and using given data to find missing information. <p><u>Year 4</u></p> <ul style="list-style-type: none"> • Interpret and present data using bar charts, pictograms and tables • Reading and interpreting of pictograms, using commutative law to calculate a wider range of multiplication facts. Some pictograms include half and quarter pictures. 	
<p>Science</p> 	<ul style="list-style-type: none"> • Identify and describe the functions of different parts of flowering plants: roots, stem/ trunk, leaves and flowers • Explore the requirements of plants for life and growth (air, light, water, nutrients from soil, and room to grow) and how they vary from plant to plant • Investigate the way in which water is 	<p>Plants</p> 

	<p>transported within plants</p> <ul style="list-style-type: none"> Explore the part that flowers play in the life cycle of flowering plants, including pollination, seed formation and seed dispersal. 	
<p>History</p> 	<p>Big Question</p> <ul style="list-style-type: none"> N/A 	<p>Relevant image</p>
<p>Geography</p> 	<p>Would you rather live in England or Greece?</p> <ul style="list-style-type: none"> Know the name of a number of countries in the northern hemisphere. Know whether a country is located in the Southern or Northern hemisphere. Locate the tropic of Cancer, the tropic of Capricorn and the Greenwich Meridian on a map. 	
<p>Art</p> 	<p>Gaudi Architect or Artist?</p> <p>N/A</p>	
<p>Design and Technology</p> 	<p>From farm to food</p> <ul style="list-style-type: none"> Describe how food ingredients come together. Talk about which food is healthy and which food is not and know when food is ready to be harvested. Weigh out ingredients and follow a given recipe to create a dish. 	

<p>Computing</p> 	<p>Purple Mash Simulations</p> <p>Key Learning</p> <ul style="list-style-type: none"> • To consider what simulations are. • To explore a simulation. • To analyse and evaluate a simulation. <p>Graphing</p> <p>Key Learning</p> <ul style="list-style-type: none"> • To enter data into a graph and answer questions. • To solve an investigation and present the results in graphic form. 	
<p>French</p> 	<p>Shopping for French food</p> <p>Unit outcomes</p> <p>Pupils who are secure will be able to:</p> <p>Recognise and explain how to build 2-digit numbers in words up to 60, using a number builder resource for support if needed.</p> <p>Listen carefully and make good attempts at accurate pronunciation of new vocabulary.</p> <p>Recognise how a sentence changes according to noun gender.</p> <p>Make predictions about language from a familiar story and join in with an oral performance.</p> <p>Use strategies to support recall of vocabulary.</p>	

	<p>Make at least one change to a noun in a given sentence and present the sentence orally.</p> <p>Produce a short written story with some modelling and with some elements changed.</p>	
<p>PE</p> 	<ul style="list-style-type: none"> • Health related exercise. • Endurance, or aerobic, activities to increase breathing and heart rate. • Keeping heart, lungs, and circulatory system healthy and improve overall fitness. • Examples brisk walking, jogging, swimming, and biking. • Strength, or resistance training, exercises make making muscles stronger. 	
<p>Music</p> 	<p>Year 3:</p> <ul style="list-style-type: none"> • Children will begin to read music without letters written on more fluently and discover how the pentatonic scale is used to create memorable melodies. <p>Year 4:</p> <ul style="list-style-type: none"> • Having looked at the steps, leaps and repeated notes in melodies, children will explore how phrases are used to structure longer pieces. They will explore the connection between balance and phrasing in the arts from the Classical period and start to learn our class song from the summer concert. 	
Key events for the half term	<ul style="list-style-type: none"> • Year 4 - MTC testing June • Class Saints Day Assembly 22nd June 	
Homework	<ul style="list-style-type: none"> • Daily Maths and Literacy set each day • Two pieces of homework (Maths or English plus one 	



foundation subject) will be handed out on a Thursday and should be completed and handed in on the following Monday.

- Times tables are tested on a Friday

Children also have logins to Times Table Rockstars and are expected to practise their times-tables weekly. Your child's username & password will also be stuck in your child's reading diary.

Home Reading

Reading helps children with their knowledge, understanding and language.

The children are taught to read in school however, it is important that you encourage your child to read at home daily. Children should read at home and have their reading diary signed by an adult at least 3 times a week.

It would be very much appreciated if you would talk to your children about their Accelerated Reader target and help them to achieve it by encouraging them to read as much as possible. Prizes for outstanding readers will also be given out in class!

Reading books will be changed frequently and every week the children will have the opportunity to choose a library book to read over the weekend.

Click the video link below for tips on how to support your child with reading at home.



<https://youtu.be/-OG2Q6pPQYw>

RHSE

- This term we will continue to follow the Ten:Ten 'Life to the Full' programme for RHSE.

- | | |
|--|--|
| | <ul style="list-style-type: none">• Please log into the parent portal to access Information about the programme your children will be following, access to resources and suggestions for further activities at home. You will need the following login credentials for our school:• Username: our-lady-st8• Password: mother24-st8 |
|--|--|